

2024 Annual Report





City of Prince George 2024 Annual Report

2024 Annual Report for the year ending December 31, 2024.

The Annual Report is prepared by the communications and finance departments of the City of Prince George, in co-operation with other City departments and the City's two controlled entities: the Prince George Public Library and Tourism Prince George. The annual report is compiled in accordance with Sections 98 and 99 of the *Community Charter*.

Contents

4	Message from the Mayor
8	Message from the City Manager
10	Organizational structure
11	2024 news headlines
16	Vision, mission, and our values
17	Strategic framework
19	Strategic pillars
20	City government and infrastructure
27	Our infrastructure story
28	Social health and well-being
33	Environmental stewardship and climate action
37	Economic growth and diversity
41	Financial information
42	Report from the Financial Officer
50	Consolidated Financial Statements
83	Supplementary Financial Information
101	Tax exemptions
102	Revitalization tax exemptions
109	Permissive tax exemptions

On August 1, 2024, the Province's Housing Target Order under the *Housing Supply Act*, took effect. In the first six months, the City of Prince George completed a total of 210 net new housing units which represented 77% of the City's year one target.

In addition, the City implemented various initiatives and expanded partnerships to address local housing needs and meet provincial requirements. The cover page of this report highlights the important work City staff and Council are doing to make homes more available for people living in Prince George.

Message from the Mayor



On behalf of Council, I am pleased to present the City of Prince George 2024 Annual Report.

2024 was a year of growing and focusing on the issues that matter most to our residents. We have several large projects that continued to move forward.

This past October marked two years since I was elected as Mayor, and what a transformative year it has been. If 2023 was about learning the processes of local government and setting a strong foundation, 2024 has been about deepening relationships, advocating for our community, and moving key projects forward.

One of the most meaningful developments this year was the signing of a Memorandum of Understanding in September with the Lheidli T'enneh First Nation and the Regional District of Fraser-Fort George. This agreement reinforces our shared commitment to regional collaboration and truth and reconciliation. I've been fortunate to meet regularly with the Lheidli T'enneh through our Government-to-Government sessions and to build strong relationships across all orders of government, including with Premier David Eby and Opposition Leader John Rustad.

We continued working closely with BC Housing to deliver more temporary shelter spaces and supportive housing. Since 2022, over 550 housing units have been created in Prince George, including projects like the transitional shelter facility on 3rd Avenue. As part of our ongoing efforts, the Province issued a Housing Target Order for 1,803 new units over the next five years. We are well positioned to meet this target.

At the same time, we've taken important steps to address public safety and downtown revitalization—two of my highest priorities. In May, we launched the Standing Committee on Public Safety, bringing together small business owners, Bylaw Services, RCMP, First Nations, and community groups to find collaborative solutions. We also piloted increased downtown patrols and invested in a security camera pilot program with our partners at the Downtown Business Association and Chamber of Commerce. From January to October,

Fire Rescue responded to hundreds of calls downtown, including 292 burning complaints and 70 item fires, highlighting the urgency of this work.

On infrastructure, we continued to upgrade aging systems and improve our roads, rehabilitating more than 52 lane kilometers of roads and over 5,500 meters of sidewalks. As our community grows, we are also preparing for the future with major investments such as the Aquatic Centre upgrades and long-range planning work through the Official Community Plan (OCP) and Civic Core District redesigns.

We have advocated strongly for community needs, from pushing for a helipad as part of the hospital upgrades to calling for a Community Reception Centre for emergencies. And we're keeping our eye on business growth: Prince George continues to thrive as a transportation and logistics hub with access to air, rail, and port connections that open exciting economic opportunities.

Looking ahead to 2025, we remain focused on moving forward with projects to address homelessness, finalizing the OCP, starting work at the Aquatic Centre, and unlocking new development opportunities. Our vision is long-term, a plan that spans generations and builds a city that future residents will be proud to call home.

To everyone, Council, City staff, community members, and partners thank you for your hard work, collaboration, and belief in our city.

It remains my honour and privilege to serve you as Mayor of Prince George.

MAYOR SIMON YU

Council committees, commissions, and boards

Committees, boards, and commissions meet to discuss important issues that affect the City. Some groups form through citizen engagement while others come together through provincial legislative mandate. Three groups have appointed Council member representatives while the Advisory Committee on Accessibility and Inclusion has two Council liaisons. In 2024, two new

committees were formed: the Advisory Committee on Bear Awareness and the Standing Committee on Public Safety. The Bear Awareness committee was dissolved by Council at their November 4, 2024, meeting as it had fulfilled its mandate through the submission of their final report that included recommendations to reduce human-bear conflicts and promote human and bear safety.



City Council 2022 to 2026



1 Councillor
Tim Bennett

2 Councillor
Cori Ramsay

3 Councillor
Trudy Klassen

4 Councillor
Kyle Sampson

5 Mayor
Simon Yu

6 Councillor
Brian Skakun

7 Councillor
Ron Polillo

8 Councillor
Susan Scott

9 Councillor
Garth Frizzell

Message from the City manager

It is my pleasure to present the 2024 Annual Report for the City of Prince George. This report provides an opportunity to reflect on the progress that has been made over the past year, while reaffirming our ongoing commitment to building a connected, inclusive, and resilient community.



In 2024, the City remained focused on delivering high-quality services, advancing key infrastructure projects, and working closely with community partners to address complex challenges. Guided by our corporate workplan and long-term vision, our team continued to make meaningful strides across all pillars of civic life - from livability and sustainability to public safety and economic development.

I am proud of what has been accomplished across all departments. The work done to attract significant events to our community, keep our roads safe, our water running and municipal business in order cannot be understated. Two areas where we receive a lot of community interest are development growth and public safety:

Housing and other development

- Prince George experienced a significant increase in housing activity in 2024, with housing starts nearly tripling compared to 2023. According to the Canada Mortgage and Housing Corporation, a total of 530 housing starts were recorded, comprised of 77 single-family dwellings, 14 semi-detached dwellings, 13 row dwellings, and 426 apartment units. This marks the second-highest year for housing development in the past decade and far exceeds the national trend.
- In August 2024, the provincial government issued a Housing Target Order for Prince George, setting a goal of completing 1,803 net new housing units over five years. As of January 31, 2025, we have completed 210 units - 77% of our first-year target - demonstrating our commitment to meeting local housing needs and provincial expectations.
- An interim housing needs report indicates that Prince George will require 5,218 new housing units by 2026 and 12,503 by 2041 to meet projected growth and demand. These figures are shaping our strategic planning and reinforcing the urgency of continued development.
- 2024 was also a record-breaking year for building and development permits, with 417 permits issued, representing a combined value of \$267 million.

Public safety

- In May 2024, the City hosted a Public Safety Town Hall to engage residents and stakeholders in dialogue about safety, share updates on key initiatives, and listen to community concerns.
- The RCMP's most recent Year in Review report shows a decline in downtown crime rates, alongside an increase in the number of individuals detained. These trends highlight the importance of sustained enforcement, outreach, and prevention efforts.
- The Standing Committee on Public Safety was established and continues to meet regularly to provide guidance and recommend improvements to enhance safety across the city.
- In December, the City received the first of two planned structural protection units, significantly increasing our capacity to respond to wildfire threats in our community.
- Through partnership with the Province, construction of the 3rd Avenue temporary housing facility was completed, significantly increasing low barrier housing options in the community for those experiencing or at risk of homelessness.

You'll find many more highlights from 2024 in the pages ahead.

I want to take this opportunity to thank the dedicated staff of the City of Prince George, who continue to rise to the occasion in a dynamic and evolving environment. Their commitment to excellence, innovation, and public service is the foundation of our success.

I also extend my appreciation to our Mayor and Council for their leadership, collaboration, and unwavering focus on supporting the residents of Prince George.

Thank you for your ongoing support, engagement, and commitment to making our city a great place to live. Together, we can look forward to building on the momentum of 2024 and continuing to make Prince George a place where individuals, families, and businesses thrive.

WALTER BABICZ, CITY MANAGER

Organizational structure





2024 news headlines

2024 marked the official halfway point for this Council's term. It was a busy year, and the City had a lot of important news to share through media releases. Here are some highlights:

January

- City Council approved adding site preparation costs for the proposed transitional housing facility on 3rd Avenue to the 2024 – 2028 Financial Plan with a total budget of \$468,126. The decision was made at a special council meeting on January 15 after BC Housing sent a request for contribution and provided a servicing brief for the project. The City advocated for the province to create a transitional shelter facility to address the city's immediate need for safe shelter space for the unhoused.
- After two days of deliberations, City Council passed a 6.78 per cent tax levy for the 2024 municipal budget.

February

- Wildfire fuel mitigation work kicked off at Broddy Road between the Vanway fire hall and the Vanway transfer station. Wildfire fuel removal activities reduce the amount of combustible material that can be used as fuel for a fire. This includes thinning trees, pruning branches and removing dead wood, reducing the amount of litter and debris on the ground, or creating buffer zones between homes and wildlands.

- The City asked the public to report accessibility concerns in the community. The request came on the back of the 2023 – 2026 Accessibility Work Plan, which was received by council in January. The plan contains 21 actions to guide the City over the next three years and is part of the legal framework established by the province within the *Accessible British Columbia Act*.

March

- The City of Prince George was a proud funding partner of the 2024 Para Biathlon World Championships and the Para Nordic World Cup Finals that took place from March 5 to 17.
- Council voted in favour of the Standing Committee on Intergovernmental Affairs pursuing an advocacy delegation to Victoria to follow up on and introduce items of concern. The purpose of the delegation was to meet with provincial leaders to discuss requests that could enhance service delivery and reduce costs to items that are of importance regionally. The trip took place at the end of April.

April

- A new off-leash dog park was announced for College Heights. The dog park is next to the community ice rink on Southridge Avenue between St. Anthony Crescent and Dakelh Ti. This location was picked as it has off street parking and is in a centralized location. The off-leash park opened to the public in June.
- The final open houses for the Official Community Plan review project were held on April 9 and 10. Phase three included opportunities for community members and interested parties to provide their input on policy development.

May

- A section of Ferguson Lake Road in the Hart was damaged due to flooding and closed to the public. On May 10 a temporary bridge around the damaged area was brought into place to allow vehicle access. Work to install a permanent bridge at the creek crossing was completed in October.
- The City set up a seasonal Emergency Support Services (ESS) Reception Centre location for 2024. Thanks to provincial funding, four trailers were leased and delivered to the back of the Kin Centre, where



they served as the cornerstone of the city's summer emergency response efforts. With three large trailers and a dedicated washroom facility, this setup ensured that the Emergency Operations Centre (EOC) had a permanent and well-equipped reception. The timing of the set up worked well with the ESS activated to support nearly 3,000 evacuees from Fort Nelson with short-term basic assistance.

- Rehabilitation work started on the Heritage River Trail in Cottonwood Island Park. An area of the trail between the Replica Bridge and the Cameron Street Bridge was closed while the upgrades took place which involved removing sections of asphalt from the trail and replacing them with gravel. The new gravel path created a smoother trail and increased accessibility for users.
- The City launched a survey to gather resident feedback to determine how stormwater management will be funded to ensure the system operates safely and efficiently for years to come. The City is creating a dedicated stormwater management fund and sought input through an online survey and an in-person pop up session at the Pine Centre Mall. The survey allowed residents to choose from four different options for funding stormwater management programs. In September, Council considered the feedback and voted to proceed with option four which will create a utility fee based on the actual measurement of the hard surface area in a sampling of all property types. Option four was the most popular with survey respondents.
- A Community Safety Town Hall meeting was held on May 28 at the Prince George Conference and Civic Centre to provide an opportunity for community members, business owners, and other interested parties to share their concerns, ask questions, and share ideas with key City staff and members of Council. Feedback received focused on downtown

conditions, with specific attention to the Lower Patricia Boulevard Encampment. Key concerns voiced by residents included housing, air quality, and transition plans for the court-protected encampment. The feedback received is being used to shape future engagement and inform ongoing efforts.

June

- Residents were invited to have their say on the future of Chancellor Park in University Heights. The 17,000-square-metre parcel of land, situated between Chancellor Boulevard and Maurice Drive, has been scheduled for an upgrade in 2025. Nearby residents were invited to share their suggestions for the space, with the most popular request being a playground.
- The City, Regional District of Fraser-Fort George, and Lheidli T'enneh First Nation came together to sign an updated Memorandum of Understanding (MOU), reaffirming their commitment to cooperation and relationship-building. The signing took place at Lheidli T'enneh Memorial Park as part of the 2024 National Indigenous Peoples Day celebrations.
- The City announced a plan and a series of actions aimed at enhancing community safety and addressing issues related to the Lower Patricia Boulevard Encampment. These measures, which include building housing capacity and increased cleanup efforts, reflect the City's commitment to ensuring a safe, healthy, and clean community for all residents. A phased approach to help manage the encampment was endorsed by Council at the June 24 meeting.

July

- The alternate approval process to borrow funds for upgrades to the Aquatic Centre kicked off on July 5. Enhancements and repairs at the Aquatic Centre, approved by council on April 22, total \$22.15 million. This funding will be borrowed from the Municipal Finance Authority, which requires approval from electors.
- Popular weekly event Foodie Fridays returned to downtown Prince George with an exciting kick-off on July 5. Foodie Fridays brings food trucks, vendors, entertainment – and hungry residents – to Canada Games Plaza over the summer months.
- Wildfire caused Jasper residents to evacuate, and many made their way to B.C. overnight. The Alberta

Government ultimately asked evacuees to return to Alberta for emergency support services but staff at the City's Emergency Reception Centre were available to provide guidance and helped evacuees find their way back to their home province.

August

- The Province of British Columbia issued a Housing Target Order under the *Housing Supply Act*, aiming to complete 1,803 net new housing units in the City of Prince George over the next five years. This target, calculated as 75 per cent of the estimated housing need (2,404 units) for the city, represents a significant step towards addressing local housing challenges. Prince George was one of 10 municipalities who had their housing targets released at this time.
- Canada Games Plaza was a sea of red and white on August 16 as a send-off event for local athlete Joel Ewert was held before he departed for the 2024 Paris Paralympics.

September

- Representatives from all levels of government gathered at City Hall on September 4 to sign a Memorandum of Understanding (MOU) aimed at addressing regional gaps and advocating for improved mental health and addiction treatment options in the area. The MOU was signed by MPs Bob Zimmer and Todd Doherty, MLAs Shirley Bond and Mike Morris, Chief Dolleen Logan of the Lheidli T'enneh First Nation, Prince George Mayor Simon Yu, and Regional District of Fraser-Fort George Chair Lara Beckett.
- The City announced enhancements to Connaught Hill Park were set to begin. The project aims to improve the visitor experience by upgrading key areas of the park, focusing on the significant flower bed site located at the top of the hill before accessing the loop. This enhanced space is envisioned as a picturesque location, ideal for hosting weddings and special events.
- The City and the Prince George Cougars Hockey Club announced the signing of a new four-year license agreement for the CN Centre. The new agreement extends through 2028, with an option to extend for an additional four years. Under the agreement, the City will receive an annual flat fee for ticket sales and commissions on additional ticket sales, food, and beverage revenue.

- Council members and staff spent the week from September 16 to 20 at the Union of British Columbia Municipalities convention in Vancouver advocating for key policy issues affecting the region and engaging with various levels of government. Top priorities at the conference included homelessness, housing, and mental health and addictions.

October

- Preliminary work started on the John Hart force main replacement project to upgrade essential infrastructure servicing the north side of the Nechako River. The bridge was closed for three weeks during construction.
- The City ramped up budget consultation with an online survey and a community townhall session on October 30 with the city manager and directors. The citizen budget survey launched on October 7, and the check-up surveys were launched in September. More than 900 residents participated in the budget survey, with respondents asking for increased funding for police services and infrastructure management and a decrease for bylaw services, community planning and economic development, and corporate services.
- Starting on October 16, parking regulations in the hospital zone near the University Hospital of Northern British Columbia (UHNBC) were changed as part of a strategy to address on-street parking challenges during construction of a new parkade for hospital staff.
- Work began on the removal of the playground equipment at Lheidli T'enneh Memorial Park, ready to make way for the new playground. The old playground, installed in 2000, no longer meets modern safety standards. The new playground is scheduled for completion by autumn 2025. The design pays tribute to local landmarks, including the Little Prince Train Engine and a vintage fire truck feature that honors the original playground. The project's estimated budget is \$3 million.

November

- The draft Official Community Plan (OCP) was released along with a survey for residents. The draft OCP communicates the vision, goals, and objectives for Prince George, and guides planning and land use

management. In this final phase, the City released the draft OCP for public review and refined it using the feedback gathered before presenting it to Council in early 2025.

- The City announced it has filed a claim in BC Supreme Court seeking compensation for the deficiencies in the design of the Canfor Leisure Pool. In its Notice of Civil Claim, the City asserts the design of the pool was deficient, amounted to a breach of the contract between the City and the designer, and was negligent.
- The annual Civic Light Up returned to Prince George coinciding with the Festival of Trees event at the Prince George Conference and Civic Centre. The popular local event featured live entertainment, crafts, hot chocolate, and more.

December

- The Finance & Audit Committee recommended approval of the projects listed within the Draft 2025-2029 Capital Plan report. Approval of capital projects early in the budget process allows procurement to begin work to meet deadlines in the spring. The report highlights there are two new debt funded projects being proposed for 2025: the Civic Centre Building Automation System & Chiller Replacement with a budget of \$3.26 million and Stormwater System Renewal at \$2.62 million.
- At the December 16 meeting Council voted to move forward with a concept plan for the Civic Core District Plan upgrade and directed staff to proceed with technical studies and site planning. The approved plan as highlighted in the report to Council includes:
 - A performing arts centre situated on the former Four Seasons Pool site.
 - An ice arena on the current site of Kopar Memorial Arena.
 - A mixed-use hotel next to the proposed performing arts space and a mixed-use residential development on the current Knights Inn property.
- The City unveiled its updated 2023-2026 Strategic Plan, which outlines priorities to guide community development and resource allocation through 2026. The plan was informed by a council workshop that was held in the fall and reflects their vision of fostering a resilient, sustainable, and inclusive community.

We have a new look!

In May, the City unveiled its new brand after two years of workshops with key parties (e.g., local communications professionals, arts community, sports community, Prince George Tourism, Prince George Chamber of Commerce, downtown business association, etc.), community surveys, and committee roundtable discussions. During these sessions, we heard that the City brand should look and feel easygoing, social, spirited, and industrious and reflect the independent attitude of residents.

What changed?

- 1 A refreshed City logo kept key elements of the fraise and the confluence.



- 2 A new colour palette inspired by the nature that surrounds us is calm, cool and collected with a healthy dose of expression and vibrancy.

Primary Colour

PG Blue

Secondary Colours

Bright Purple

Bright Blue

Light Blue

Bright Green


Cool Grey

- 3 Inspired by the confluence in our logo, new graphic shapes can be used to accent various brand materials.



Mr. PG was also included in the project! The committee established a tone of voice for our beloved mascot and some key personality traits: proud, adventurous, sensible, neighbourly, and fun. His new catch phrases have been used on stickers, mugs, and temporary tattoos.

Made of wood.
Full of heart.





Awards and achievements

In May, the City was awarded the BC Recreation and Parks Association Facility Excellence Award for capital projects under \$3 million for the Jumpstart Multisport Court. The award recognizes outstanding facility design that reflects community culture, is innovative in addressing community needs, is accessible to all patrons, serves as a community gathering hub, incorporates green design elements to reduce or eliminate negative impacts on the environment, and ultimately enhances the well-being of the community.

The City successfully completed a Certificate of Recognition (COR) audit for 2024 from the BC Municipal Safety Association. The COR certification is awarded to employers who are dedicated to proactively improving workplace safety. An external auditor highlighted the City's

strong commitment to health and safety that was demonstrated by all levels of the organization. The greatest reward for COR certified organizations is the reduction in accidents and injuries to staff in the workplace. Additionally, COR certification rewards qualified organizations with annual incentives in the form of assessment savings. The City of Prince George received COR savings of \$225,879 in 2024.

Asset manager Kristy Bobbie won the Wally Wells Award for Individual Service Delivery! Kristy is known for her hands-on work in promoting asset management at the City of Prince George and has become a go-to resource for local governments across B.C. Her leadership on projects such as the Integrated Stormwater Management Plan and her continuous improvement initiatives have set a standard for sustainable service delivery.

Vision, mission, and values

A diverse, progressive, and vibrant provincial centre with accessible opportunities, a strong and stable economy, and an enviable quality of life. Along with our regional neighbours, we are leading the way to a strong and prosperous future. We grow by attracting and celebrating innovative people, businesses, and organizations.

Our values

- Civic pride
- Inclusivity
- Integrity
- Accountability
- Optimism
- Resilience
- Vitality
- Transparency



Strategic framework



Strategic planning framework

Community engagement informs each step of the strategic planning process. Without regular input from residents and partners, this framework would not be successful in accurately representing the City's goals and long-term vision.

MyPG Community Goals (30-year horizon)

Planning at the City of Prince George is based on an integrated community sustainability plan, known as myPG, that was completed in 2010 and subsequently incorporated into a strategic framework the following year. The myPG plan for a sustainable and prosperous community captures the results of extensive public and stakeholder engagement that created a shared vision of the long-term future of Prince George. myPG was originally organized around four pillars: social development, the environment, economic development, and City government and is intended to improve alignment of the entire community's efforts to achieve its shared vision of a sustainable future.

Strategies and policies (30-year horizon)

Strategies defining how to achieve the community's goals comprised part two of the myPG planning process. The strategic directions reflect principles of sustainability by being integrative (i.e., they incorporate action in many disciplines) and long term. Each one will be most successful when the City, partner organizations, and individual community members contribute together.

Council priorities (four-year horizon)

The City retained the original myPG pillars but refined the titles as follows: city government and infrastructure, economic diversity and growth, social health and well-being, environmental stewardship and climate action.

In conjunction with the election cycle, Council priorities are established every four years and reviewed annually. They reflect Council's consideration of how the City can contribute to long-term community goals and strategies established during the myPG planning process, extensive and ongoing engagement with community members, a review of recent actions and

measures associated with each of them, as well as the identification of opportunities to enhance what is working well and address areas requiring improvement. Council's priorities are established during a facilitated workshop. Priorities provide high-level, strategic direction and help inform decision-making.

Corporate Work Plan (two-year horizon)

The Corporate Work Plan is updated annually following Council's approval of the Strategic Plan. It identifies the specific actions administration will undertake to address Council's priorities. Council receives information about Corporate Work Plan activities through staff reports at open Council meetings.

Annual Budget (5-year financial plan)


The City's Financial Plan aligns with its Strategic Plan and Corporate Work Plan and reflects the revenue generated from and the cost of delivering its services. As required by the Community Charter, a process of public consultation precedes finalization of the budget.

Annual Report: The City's Annual Report includes audited financial statements, a list of permissive tax exemptions, and highlights progress made to address Council's priorities in the previous year. The report also includes information about goals and objectives for the upcoming year.

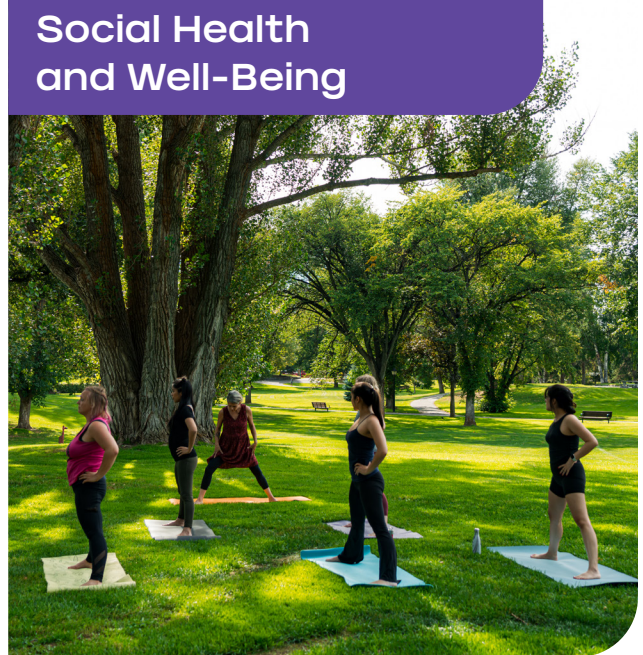
Strategic pillars

Our four strategic pillars:

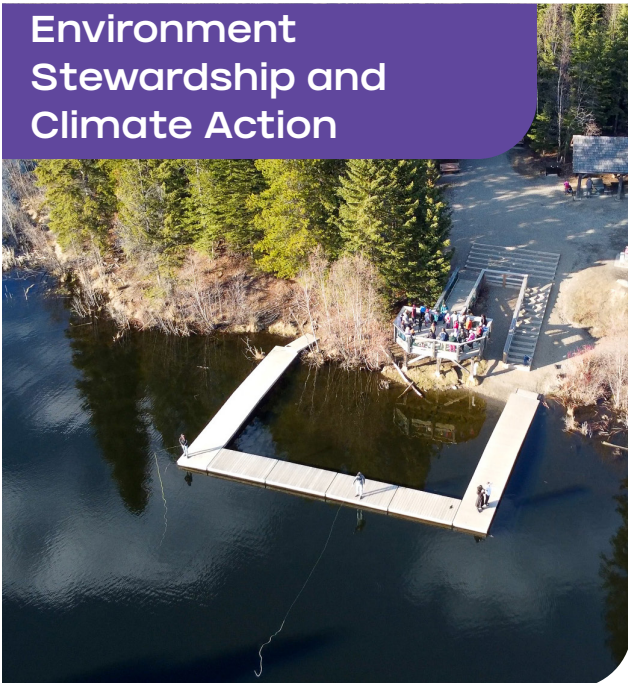
City Government and Infrastructure



Social Health and Well-Being



Environment Stewardship and Climate Action



Economic Growth and Diversity





Photo courtesy of
Kelly Bergman

City government and infrastructure

myPG Goals


- Sustainable infrastructure
- Sustainable fiscal management
- Organizational excellence
- Healthy workplace
- Effective governance



2024 workplan priorities

Complete

- Completed the Civic Core Plan concept plans. In December, a report to Council identified three concept plan options and next steps. Council voted to move forward with concept plan two and directed staff to proceed with technical studies, site planning, and identify additional public engagement opportunities. Staff will return to Council in 2025 with more details.
- Worked with Tourism Prince George to bring conferences, sports and events to the City. Staff continue to work with Tourism on conference and sport hosting marketing packages. 13 conferences were held in 2024 and 27 have been secured for 2025-2028. The City hosted 16 major sporting events in 2024 including the World Para Biathlon Championships and Paralympic World Cup.
- Initiated the Move Up Prince George advertising campaign to attract people to the City. The national campaign targeted people living in Ontario, Alberta, and cities in British Columbia including Kamloops, Kelowna, Quesnel, Vancouver, Surrey, and Victoria. The campaign had more than three million impressions.
- Led a comprehensive review of the City's grant processes and provided recommendations for Council consideration. Initial enhancements were implemented for the fall 2024 myPG grant intake and new grants were launched in early 2025. An update to the Delegation of Authority for Grant Applications Bylaw No. 9471 was approved in July and states that the City's financial officer must submit a staff report to Council with a list of all successful grant applications once per quarter. In February 2025, Council voted in favor of supporting limited duration operating grant funding allocations in the amount of \$131,576.



- Implemented advanced technology for recreation bookings and scheduling. Improvements to the system provide greater flexibility and streamline the process.
- Launched module two of the Indigenous Awareness Training Program for staff.
- Attended job fairs at the College of New Caledonia, University of Northern BC, Immigrant and Multicultural Services Society, and Prince George Secondary School. In addition, recruiters attended career classes at Shas Ti Kelly Road Secondary to provide information about the broad array of careers in a municipal setting and to share tips about resume preparation and interview skills for local students.
- Hosted a survey to understand how residents would prefer to pay for a stormwater infrastructure fund. Most survey respondents chose option four which is a utility fee based on a sampling of actual measured hard surface for all residential types that is then applied to all property types, residential, commercial, industrial, and institutional. Respondents chose their preferred option because it seemed the fairest. Staff will provide Council with more information about what the utility fund will look like and how it will impact residents.



Ongoing

- Modernizing downtown parking through a parking study. Residential parking permits and pay parking were implemented in the hospital zone in the fall of 2024. An online survey will identify areas of concern for residents and suggestions for improvements. A series of workshops will also take place with downtown business owners and operators and partner organizations.
- Moving forward with phase two for a new fire training centre. A consultant is helping to identify land and project phasing.
- Starting construction on the mechanical/building envelope upgrade at the Prince George Aquatic Centre. In April 2024, City Council approved funding for several improvements and upgrades to the Prince George Aquatic Centre. In July, the City opened an alternate approval process to get approval from the public to borrow \$22.15 million for the work, which will happen in four phases.
- Ensuring resources are in place to support prioritization of Infrastructure Planning & Capital projects and Continue to advance the Organizational Capital Project Management framework.
- Implementing recommendations outlined in the Asset Management Strategy and Capital Project Management roadmap to prioritize infrastructure projects.
- Improving accessibility at City facilities including City Hall, Two Rivers Gallery, and the Plaza Parkade thanks to recommendations from a Rick Hansen Foundation accessibility assessment.
- Finishing the design and facilitating the CN Centre building envelope upgrade. Subject to Council approval, the tender for construction would be issued in 2026.
- Establishing the scope and budget for future PG Playhouse rehabilitation work. Subject to Council approval, the tender for construction would be issued in 2027.
- Considering options and budget to upgrade the Little Prince Train storage shed. An annual budget increase request was received from Exploration Place during 2025 budget deliberations. A report is expected to be presented to the Committee of the Whole later in 2025.
- Implementing the recommendations outlined in the Asset Management Strategy and Capital Project Management Roadmap to prioritize infrastructure projects
 - A Stormwater Drainage Asset Management Plan is complete which will help inform the next set of 10-year maintenance programs and capital priorities.
 - Planning and development is reviewing storm water risk data and incorporating it into the City's asset management software tools to help prioritize asset renewal.
 - A draft Civic Facilities and Parking Lot Asset Management Plan has been developed and is in the finalization stages.
- Renewing the City's agreement with Lakeland Mills and related bylaw for the Downtown Renewable Energy System (DRES). The system uses sawmill residuals (often known as wood waste) to heat water that is pumped through more than three kilometres of underground piping.
- Continuing to pursue infrastructure grant funding opportunities to offset capital expenditure budgets that prioritize infrastructure reinvestment needs and consider life cycle costing benefits. Nearly all grant applications were successful in 2024 with approximately 37% spent of the \$9.4 million achieved. Funding sources include the federal and provincial governments, community donations, ICBC, and energy rebates. These infrastructure related projects that either utilized grants or received the

grant funding from previous years' project works in 2024 include:

- Pedestrian and traffic safety improvements
- Civic facility accessibility
- Aquatic Centre mechanical and building envelope upgrade
- Kin 3 skate floor replacement
- Kin Centre refrigeration upgrades
- Kin 1 add dehumidification project
- Elksentre refrigeration upgrades
- Fire services structural protection unit
- Wildfire mitigation fuel removal
- Foothills 18th Ave roundabout
- Fire rapid deployment tents
- Developing an inventory of City-owned lands to inform strategic decisions on the disposition and acquisition of lands. Staff are working on GIS updates which will help enable future phases of this project.
- Continuing with the Official Community Plan (OCP) renewal process. The City hosted several public engagement opportunities in 2024, including an online survey to gather feedback on the draft plan and two pop-up sessions at the Pine Centre Mall to educate residents about the process so far. The first two readings of the draft OCP bylaw were approved by Council in early 2025 with public hearings scheduled in March and April 2025.
- Implementing the Downtown Strategy. The strategy was presented to Council in February 2024 and includes a framework and principles that will move downtown toward its vision of being a destination and gathering place of business and culture, while recognizing the challenges facing that vision. The Downtown Strategy's recommended first step of establishing an implementation team has been completed with Downtown Prince George as the lead and the City, Tourism Prince George, and the Chamber of Commerce as team members.
- Developing a strategy to implement the United Nations Declaration on the Rights of Indigenous Peoples and maintain and strengthen the City's relationships with the Lheidli T'enneh First Nation and urban Indigenous service providers.
- Engaging the Lheidli T'enneh First Nation in the development of shared initiatives, including advocacy, aimed at meeting the needs of both governments and the communities they serve.
- Establishing urban reservation lands with Lheidli T'enneh First Nation as required by the additions to reserve process.
- Identifying and implementing a range of two-way communication methods to connect with the community and gather public input. Two engagement events are planned for 2025: one in the spring and one in the fall to gather feedback on City services ahead of 2026 budget decisions.
- Reporting back to Council on the bear awareness committee's eight recommendations. In April 2025, Council voted to defer recommendations that had budgetary implications, including establishing a staff position with a focus on sustainable waste management, creating a Bear Aware Technical Committee, and rolling out a pilot for bear resistant garbage carts. Council voted to move ahead with the recommendations that had no immediate budget impacts, including to continue to phase in bear-resistant solid waste receptacles in public places, adopting a new bylaw specific to wildlife attractants and solid waste, and consideration of amending the City's Zoning Bylaw to permit electric fencing to secure wildlife attractants.
- Establishing a process to capture levels of service data at City parks to update and track service dashboards.

- Enhancing the City's records management program by implementing a cloud-based electronic document management system. The expected result is increased functionality for records management retention policies, increased efficiency in document control and records development, increased speed in *Freedom of Information and Protection of Privacy Act* searches and increased functionality in the records management system.
- Implementing multi-year protective services staffing and resource plans to ensure policing and Fire Rescue resources meet the needs of our growing city:
 - Six new police services personnel and five new Fire Rescue personnel were approved in 2024.
 - In 2025, six new police service personnel and five new Fire Rescue personnel were approved.
- Updating the preventative maintenance program for all civic facilities with a goal of reducing service call response times. Staff are updating equipment inventory, program requirements, and assessing program resource needs.
- Implementing a staff scheduling program (Schedule Force) to include all civic facilities and events department staff.
- Improving planning and development department responsiveness and service timelines. New software is being implemented.
- Supporting excellence in project management through a staff development program. City staff will have access to relevant competency training to sharpen and enhance their existing skills.
- Fostering and enhancing a continuous improvement (CI) culture in the organization by identifying and addressing business process inefficiencies across City divisions by working cross-functionally with departments and communicating results.
- Improving safety program efficiency and effectiveness with the implementation of replacement safety management software (SMS).
- Streamlining new employee on-boarding through an online process that minimizes the requirement to return physical paperwork to human resources division.

2024 Capital projects



Responded to a significant wash out on Ferguson Lake Road. An upstream beaver dam breached, washing out the roadway and cross culvert leaving the road impassible. A temporary crossing was installed in approximately 24 hours, allowing the residents behind the washout safe passage. A permanent 60' forestry bridge was installed in late October providing an upgraded crossing with minimal disruption to the residents of Ferguson Lake. The approved budget for the Ferguson Lake project was \$430,000.


Started the John Hart bridge force main replacement project. The bridge was closed for three weeks during construction.



Upgraded the Heritage River Trail between the Replica Bridge in Cottonwood Island Park and the Cameron Street Bridge. The work removed sections of cracked asphalt from the trail and replaced them with gravel. The new gravel path is a much smoother trail and increases accessibility for users. The project budget was \$150,000.

- Started enhancements at Connaught Hill Park. The project includes new stairs and retaining walls, a concrete path, and a concrete pad and pergola for gatherings and ceremonies. The total budget is \$385,000 which is funded primarily through the federal Community Works Fund grant.
- Upgraded the washroom closest to the playground at Lheidli T'enneh Memorial Park. The new facilities are much larger and more accessible. The project was completed nearly \$100,000 under budget! The original project budget was \$500,000.

Opened two new off-leash dog parks at Perry Park and Southridge Park.



Resurfaced basketball courts and replaced equipment at several neighbourhood parks including Lac Du Bois, College Heights Secondary School, Ridgeview Park, and more.



Replaced 31 old, end-of-life transit shelters in partnership with Pattison Outdoor. The new shelters have a more modern design and include new seating and lighting for passenger comfort and safety.

- Improved pedestrian safety by installing new crosswalks on 1st Avenue and Zimmaro, North Nechako and Slate, and Ospika and Massey.
- Revitalized the CN Centre upper concourse with new paint and installed a new sound system. The new system improved audio quality and accessibility as individuals using assistive listening devices can now tune into 101.5 FM to hear announcements and music more clearly. The sound system project was completed on time and under budget, with final costs totaling approximately \$700,000.
- Replaced the chiller system at Kopar Memorial Arena thanks in part to a BC Growing Communities Fund grant. The chiller system creates and maintains the ice surface more efficiently, provides additional safety improvements to reduce the volume of ammonia levels, and provides continued service life to the arena.



The utilities division completed several projects in 2024 including:

- Improved several water pump stations.
- Upgraded the Cranbrook Hill water reservoir.
- Installed a new water reservoir on Boundary Road.
- Completed water main projects:
 - 7th Ave. between Laurier Cres. to Alward St.
 - 3rd Ave. between Queensway and Ontario St.
 - Ontario St. from 2nd Ave. to Lower Patricia Blvd.
 - Water main replaced at Carrie Jane Gray Park.
- Upgraded the wastewater treatment center:
 - Completed phase one of the roofing project
 - Replaced pumphouse actuating valves
 - Replaced make up air unit
- Completed sludge surveys at the BCR, Danson, and Blackburn lagoons.
- Relined main infrastructure:
 - 2,100 meters of sanitary sewer relining
 - 2,900 meters of storm sewer relining
- Improved the Westgate storm pond.



Roads projects

Road rehabilitation



Sidewalk projects

5,558 lineal metres
of sidewalk rehabilitated

845 lineal metres
of new concrete sidewalk installed

Our infrastructure story

Local governments spend more on infrastructure than anything else. It's a simple word that captures so much of what we use every day. While ageing infrastructure is an issue for every municipality, our population history, the city's geographic expansion, and the infrastructure that came with physical growth created conditions that are unique to Prince George. Our city's land area grew by 6309 per cent between 1915 and 1995. The period of growth and population expansion was so significant

that much of our current infrastructure dates from before 1980. Slowly, but surely, we've been repairing and replacing old assets but there's still lots of work to do and inflation continues to drive the cost of construction up by about five percent each year. In 2013, Council created a General Infrastructure Reinvestment Levy to address the gap between investments needed and the available budget.

Approximate replacement value of civic infrastructure

\$5 billion

55

City-owned civic buildings totaling

154,000 m²

Total underground infrastructure

1,981 km

(that's nearly the same distance from Prince George to Winnipeg!)

Water pipes

824 km

Sanitary sewer pipes

712 km

Stormwater drainage pipes

445 km

Downtown Renewable Energy System:

6 km connected to **12** buildings

- Canfor Leisure Pool
- City Hall
- Conference and Civic Centre
- George Street Parkade
- Kopar Memorial Arena
- Law courts
- Plaza 400
- Prince George Public Library
- Ramada Plaza
- RCMP Detachment
- Two Rivers Art Gallery
- Wood Innovation and Design Centre

Road lane kilometres
1,556

1,316 lane km paved
240 lane km gravel

Streetlights
4,728





Social health and well-being

myPG Goals

- Affordable, accessible housing
- Clear identity and pride
- Cultural richness
- Equity and inclusion
- Health and wellness
- Safe environment
- Supported and engaged community



2024 workplan priorities

Complete

- Completed the Accessibility Work Plan. On January 18, the plan was approved by the Advisory Committee on Accessibility and Inclusion. The Committee regularly reviews accessibility concerns from the community that are identified through service requests.
- Implemented action plans for age inclusion and accessibility of parks facilities and trails including:
 - Installing security gates that separate Heritage River Trail and River Road to restrict access during flooding events or other emergencies.
 - Paving new pathways and trails at Carrie Jane Gray Park, Heritage River Trail, Freeman Park, Ginter's Meadow, and from Ron Brent Park to the nearby senior's housing facility.
 - Improving ramp access along the Heritage River Trail.
- Improved accessibility and connectivity of pedestrian networks through implementation of 2024 sidewalk renewal and new sidewalk capital programs. More than 800 metres of new sidewalk was completed and more

Ongoing

- Building capacity in emergency management through training programs to ensure the City can support the Province's *Emergency and Disaster Management Act* legislation.
- Advocating to the province for an emergency support services (ESS) service agreement to support regional wildfire evacuations. Prince George's emergency program is one of three piloting a hotel booking portal for ESS teams during large-scale evacuations.
- Implementing, managing, and reporting on activities associated with the Strengthening Communities' Services grants.
- Reviewing access to public washrooms. Council requested updates to the cost of recommendations from the 2019 Downtown Public Washroom Access staff report specifically, enhancing access to washrooms located in selected downtown service provider locations by providing funding to enable dedicated monitoring services. The report will highlight what public washroom facilities are currently



than 5000 metres of sidewalks were rehabilitated throughout the community. New crosswalks and signage were installed at 1st Ave. and Zimmaro, North Nechako and Slate, and Ospika and Massey and final designs were completed for 10 future installations starting in 2025.

- Worked to reduce wildfire hazards on public lands. Work in the Broddy Road and Pidherny areas was completed in 2024.
- Secured provincial support for a pilot project to pre-set emergency reception centre trailers at Exhibition Park for the 2024 wildfire season which included approximately \$60,000 for trailer rental and services to ensure readiness from May 1 to October 1 for regional wildfire evacuations. Reception centre trailers will be in place at Exhibition Park again in 2025.
- Participated in the Premier's Task Force on Emergencies and Wildfires and continued work to address community concerns.

available downtown and compares public washroom availability with similar municipalities.

- Engaging RCMP and the provincial government to understand the City's community safety priorities, including the use of community protection Officers, RCMP auxiliaries, and other approaches to optimize the impact of City resources.
- Documenting and communicating the City's homelessness and public safety strategies to support advocacy efforts and enhance service delivery.
- Facilitating the City's role in advancing the 1st Avenue health and housing project. BC Housing has announced funding for phase two to permit the completion of architectural design and identification of a construction manager for the next phase of the project.



- Working to transition entrenched encampments to more appropriate forms of housing and mitigate related impacts.
- Developing a comprehensive plan for the East Queensway neighborhood that repurposes the area for community use, creates a trail connection to the riverfront, and achieves other community goals. The 2025 parking modernization study and addressing the entrenched nature of the Lower Patricia Boulevard Encampment are steps that will support this future work as well as the adoption of the Official Community Plan.
- Advocating for Prince George to host a secure psychiatric care facility. A North Central Local Government Association resolution and engagement with provincial decision makers is expected in 2025 on this topic.
- Continuing annual upgrades of municipal streetlights. Nearly 550 lights were replaced with LEDs in 2024. That brings the City's total to more than 2,700 LED streetlights in its network, helping conserve electricity and save money on BC Hydro bills while also improving safety by increasing light coverage.



- Redeveloping the Lheidli T'enneh Memorial Park (LTMP) playground. In April 2024, the City of Prince George began phase one of the LTMP playground renewal project, working with Canadian Recreation Solutions to design a playground that is representative of the unique geography and diverse culture of Prince George. Council approved a budget of \$3 million in February 2025. Administration has been directed to explore potential funding opportunities through the private sector and the provincial and federal governments.
- Supporting the review and establishment of a Citizen Recognition Program. A select committee has been established with membership appointed in March of 2025.
- Creating a comprehensive Arts and Culture Policy.

More highlights

- In May, the City hosted a Community Safety Town Hall at the Prince George Conference and Civic Centre. More than 200 residents attended the meeting and provided feedback on downtown conditions, with specific attention to the lower Patricia Boulevard encampment. Key concerns voiced by residents included housing, air quality, and transition plans for the court-protected encampment. In June, Council approved a four-phase approach to better manage the encampment and respond to resident feedback.
- The City continued to support the PG Cycling Club with Rec Sites and Trails BC for the creation of a Pidherny Recreation Master Plan with a \$165,000 grant from Rural Economic Diversification and Infrastructure Program (REDIP): Forest Impact Transition Category. Using resident feedback from the initial engagement in 2023, the plan was drafted, and final engagement will take place in spring 2025.



- The City worked with BC Transit to implement new electronic fare products through a new app called Umo. Umo allows riders to select the best payment method for their lifestyle and travel habits through either a reloadable card or a mobile app.
- The parks division hosted several events for the community to enjoy while promoting some of the City's premier parks including Canada Day, Concert in the Park, and the Kids in PG Parks passport program.



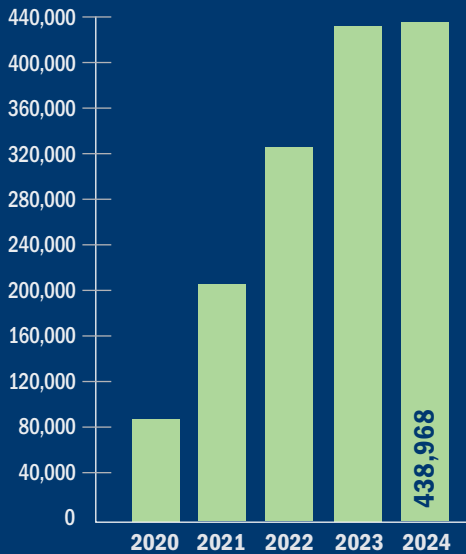
Supporting community groups

Funding was made available for community groups through the myPG Community, Celebrate, and SportPG Hosting grants.

Community Grants Chart



Visits to the Aquatic Centre and the Canfor Leisure Pool



Encouraging and enabling physical activity

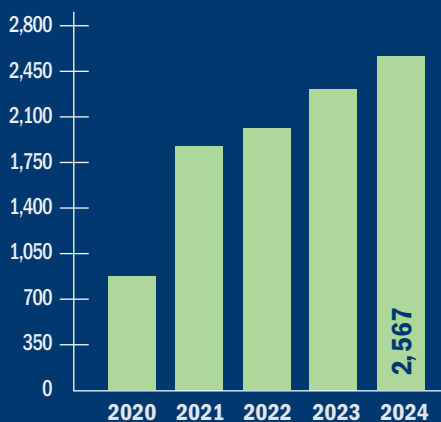
The goal of the Leisure Access Program is to improve quality of life for low-income households through access to publicly funded leisure services. The City receives applications from clients and referral agencies. In 2024, residents on the Leisure Access Program visited Prince George's pools 20,877 times.

In 2024, the CN Centre, community arenas, and Exhibition Park sites were used for approximately 37,500 hours by 80 organizations and 1.6 million people.

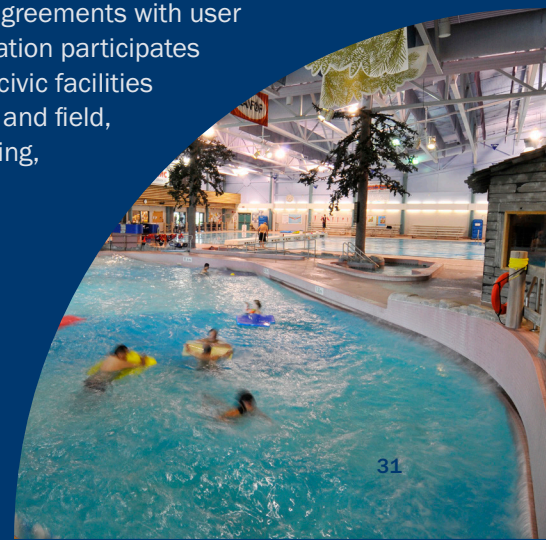
Parks, sports fields, outdoor facilities, and school gymnasiums had nearly 800 bookings for more than 300 different user groups in 2024.

More than 20,000 residents participated in programs, special events, or recreation opportunities offered by community associations in 2024.

Leisure Access Program



Through the City's parks rental agreements with user groups, nearly 20% of the population participates in activities provided at outdoor civic facilities including baseball, soccer, track and field, football, BMX, cricket, lawn bowling, and more.



Prince George Public Library

62,726
library
card holders

707,278
total number
of items loaned

191,169
library visits

364,730
library
website visits

1,443
public events
with more than
43,000 attendees

18,573
physical volumes
added to the shelves
in 2024





Environmental stewardship and climate action

myPG Goals

- Clean air
- Clean water
- Green city, green practices
- Green energy
- Reduce carbon emissions and adapt to climate change
- Reduce waste



2024 workplan priorities

Complete

- Continued to implement actions in the Transit Future Plan. Staff worked with BC Transit to identify system improvements within the schedule and route efficiencies in 2024.
- Managed waste created in the PG Conference and Civic Centre by investigating and implementing additional ways to divert waste from the landfill:
 - Recycled over 1,500 pounds of waste keeping it out of the landfill
 - Reduced linen usage by 21%
 - Reduced carbon footprint by replacing outdoor venue and plaza lighting with LED lights

Ongoing

- Purchasing a second structural protection unit (SPU) trailer. SPUs contain important equipment like pumps, hoses, sprinklers, and water delivery attachments for defending structures and other sites against wildfires.
- Assessing the City's capacity and resources required to update and action the Climate Action Plan. Bolster the resilience of City infrastructure, facilities, and neighborhoods in the face of climate change (e.g., wildfire mitigation work completed in the Broddy Road area and securing funding to upgrade the parks irrigation system).
- Researching improvements to recycling programs. During the summer of 2024, several resolutions focused on recycling and cleanup were made based on staff reports and feedback from the 2024 Public Safety Town Hall. These include encouraging businesses to screen garbage, recycling, and storage areas, establishing cardboard and pallet recycling programs with frequent pickups downtown, reducing tire buildup on properties, and exploring an event to support the removal of derelict vehicles.
- Managing existing green assets in Prince George, including the community's tree canopies and parks. A new Community Wildfire Resiliency Plan is expected to be completed in 2025. The plan will guide future fuel management activities and other wildfire protection measures, with public consultation included to address community concerns. Provincially sourced funding was allocated towards piloting a natural asset management software platform that will assess green asset health and valuation.



- Promoting the use of active transportation and public transit modes to reduce the impact of vehicles on the local environment. As part of an 85-million-dollar investment from the B.C. government to improve the efficiency of transportation networks in communities leading to more direct connections to schools, employment and recreation, engineering work to determine the feasibility of a new pathway between the Cameron Street Bridge and Northwood Road intersection is being investigated.
- Continuing to review the Fleet Capital Plan to consider alternate fuel sources and green technology for light and heavy fleet. This is reviewed as aging units are replaced.

More highlights:

- In December, the City got the keys to a new structural protection unit (SPU) thanks to Miracle Theatre. Prince George is better prepared for wildfire, thanks to the \$180,000 donation which was made possible through ticket sales from Miracle Theatre's 2024 production. The SPU will remain in Prince George and is on standby for the community.
- The Annual Spring Clean Up in April had more than 140 registrations representing approximately 4,000 people. Volunteers included individuals, families, churches, community groups, schools and businesses. 27,420 kilograms of garbage was collected throughout the city.



- The City received a \$7,360 grant from BC Hydro to plant 15 new trees downtown. The new columnar maple and columnar ash trees were planted along 3rd and 4th Avenue, replacing trees that were lost to disease and damage.
- As part of the parks division greening the City initiative, 77 trees were planted in various locations throughout the community.

Fun facts

The city has

369 parks

and open green spaces are

19 km²

91 km
of trails

200 km
of sidewalks

15 km
of walkways

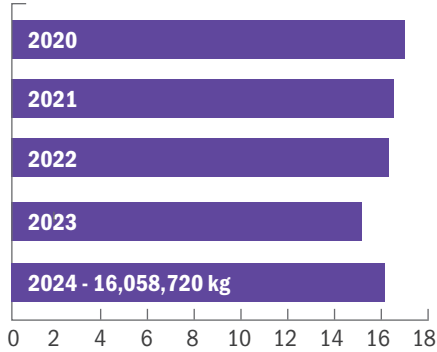
64%
of the city is covered
with trees

The turf grass management program cares for **37 hectares** of premium sports fields and **200 hectares** of parks, green spaces, and boulevards

Garbage

The City's curbside garbage collection program served 26,667 properties in 2024.

Total garbage collection
(in millions of kilograms)



Average annual garbage collected per household:

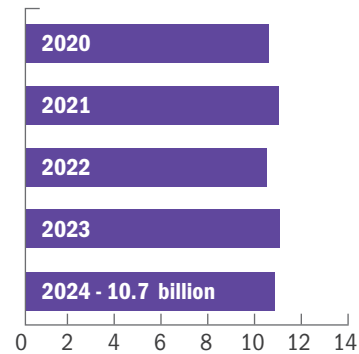
602 kg

that's down from 611.22 kg in 2023. 2024 marked the fourth year in a row that residents reduced the amount of garbage sent to the landfill – great work helping us reduce, reuse, and recycle!

Water

Prince George sources its drinking water from underground aquifers that are tapped by six wells. Water is stored in 15 reservoirs and distributed via more than 800 kilometres of distribution pipes.

Annual water production and consumption in billions of litres



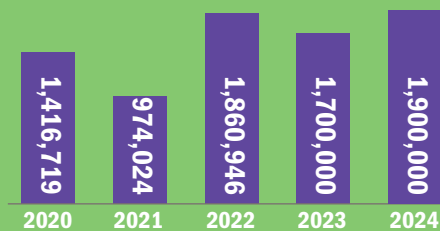
Average daily water consumption per capita

403 litres

The City's bus fleet travels an average of

5,963 km
per day

Transit ridership:





Economic growth and diversity

myPG Goals

- Diversified and vibrant economy
- Employment diversity and accessibility
- International connections
- Sustainable business



2024 workplan priorities

Complete

- Developed a plan to create a vibrant Canada Games Plaza for all residents. In 2024, the plaza hosted numerous events including: Foodie Fridays, Community Art Days, Touch a Truck, Kris Yip Memorial Fondo, Labour Day Classic, Festival of Trees Outdoor Market, and Council's Thank You PG event. The City signed a License to Occupy with Tourism Prince George to set up and run a container market and an artificial ice rink. Activity in the plaza will continue in 2025.
- As part of the Northern BC Hydrogen Hub initiative, the economic development team participated in several conventions and conferences around the world to showcase the region and market it as an attractive place to do business: from Brisbane, Australia, to Houston, Texas, Seattle, Washington and a number of Canadian cities! The Northern BC Hydrogen Hub started as an agreement between the provincial Clean Energy and Major Projects Office and the City under a “Central BC” concept of co-locating hydrogen producers and end-users within one region.

Ongoing

- Working on a bid for the 2030 Special Olympics Summer Games. A bid package was submitted in early 2025.
- Hosting the 2025 Special Olympics BC Summer Games. The games will feature approximately 1,100 athletes supported by approximately 300 volunteer coaches and staff from their home communities.
- Exploring incentives and supports designed to attract and retain professionals, businesses, and entrepreneurs to Prince George. A refresh of the economic development strategy is planned to target key sectors like energy, manufacturing, and transportation.
- Pursuing, in collaboration with partner organizations, an agreement with the provincial government on the sharing of benefits from industrial investment in central British Columbia.
- Pursuing new industries. The economic development division is working to encourage new industries with a strategic focus on construction, manufacturing, clean energy, professional services, transportation, and warehousing.
- Planning the relocation of Mr. PG. Staff have received directions to engage in additional community consultation, as well as an analysis of the financial costs associated with the various proposed options for the future location of Mr. PG.



Photo courtesy of James Doyle





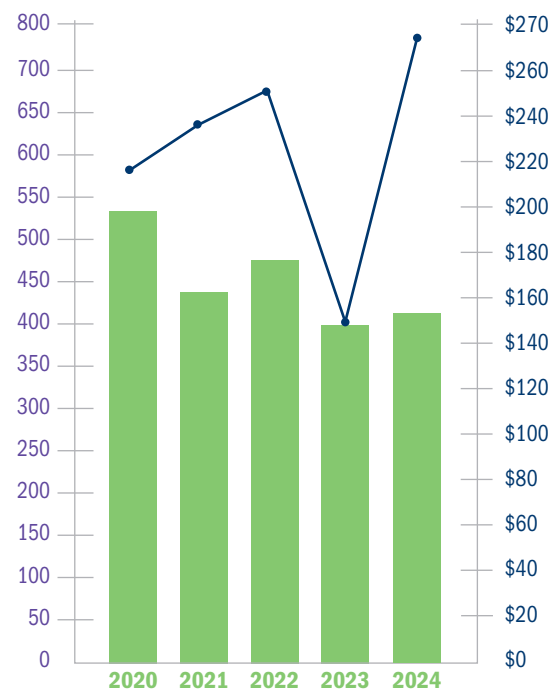
Photo courtesy of the Prince George Cougars

More highlights

- The CN Centre drew in crowds for a number of exciting events:
 - For the first time since 2007, the Prince George Cougars made it to the third round of the Western Hockey League playoffs.
 - Ice Cube was an extremely successful concert, equaled by the Broadway show 'Come From Away'. Other shows included Champions of Magic, the TayTay Dance Party, Clint Black, The 80's Club, and Ludacris.
 - The Desert Hills Ranch brought their produce and taco kits to Prince George! Their products proved so popular that traffic controls were continually upgraded to reduce the bottlenecks on the streets around Exhibition Park.
- The Prince George Conference and Civic Centre hosted 250 events with over 85,000 attendees both indoors and at the Canada Games Plaza.
- There was more than \$5 billion in new proposed investment in Prince George in 2024.
- The City received grant funding from Northern Development Initiative Trust for a three-year housing liaison position that focuses on improving housing policy and processes, while collaborating with non-profits, housing developers, and other levels of government to enhance housing development.
- On August 1, 2024, the Province's Housing Target Order under the *Housing Supply Act*, took effect. In the first six months, the City of Prince George completed a total of 210 net new housing units which represented 77% of the City's year one target. City staff continue to track all land-use and permitting data related to the order, plus other housing variables previously not recorded due to capacity constraints.

Business and construction

Number and value of building permits



Number of Building Permits

Value of Building Permits in \$millions

Tourism Prince George

Total hotel room
revenue in 2024:
\$65,431,972

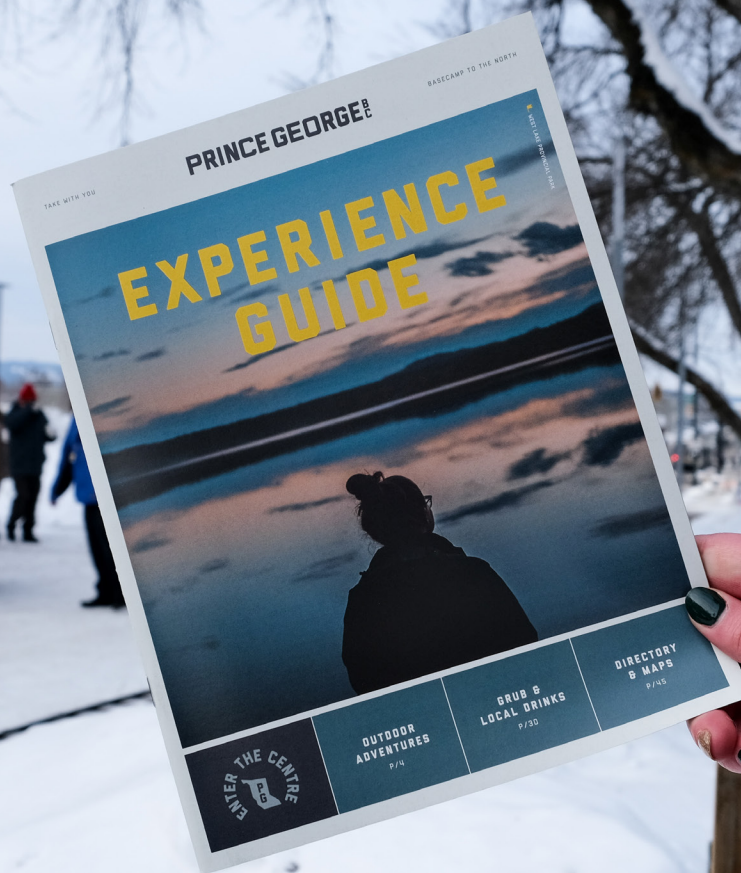
Visitors
engaged:
7,918

Social media
views:
1,266,800

Website
traffic:
98,000

Total guides and
maps distributed:
13,147

Events
supported:
37





Financial information

Report from the Financial Officer 42

Consolidated Financial Statements 50



May 23, 2025

To Mayor and Council:

I hereby submit the Municipal Financial Report for the City of Prince George for the fiscal year ended December 31, 2024, pursuant to section 167 of the *Community Charter*. This report includes the Consolidated Financial Statements, the Auditor's Report and Supplementary Schedules. In accordance with Canadian Public Sector Accounting standards (PSAB), the City's consolidated statements include the Prince George Public Library and Tourism Prince George Society (Other Controlled Entities). The Consolidated Financial Statements have been audited by KPMG LLP, independent external auditors appointed by the City.

The City's 2024 Financial Statements have two sections, which are as follows:

1) Financial Information

This section contains the Auditor's Report and the City's Consolidated Financial Statements with accompanying notes. The consolidated statements reflect the City's overall financial position as at December 31, 2024, with comparative amounts for 2023. The statements are represented as the Consolidated Statement of Financial Position, Consolidated Statement of Operations, Consolidated Statement of Change in Net Financial Assets and Consolidated Statement of Cash Flows. The budgetary figures reported are those that were approved by Council in the annual 2024 Budget Bylaw. The Notes to the Consolidated Financial Statements provide further detail as to specific accounting policies and the composition of certain financial numbers and should be read in conjunction with the statements.

2) Supplementary Financial Information

This section contains the schedules for segment disclosure as well as balances in reserve funds, tangible capital assets, trust funds, and debt obligations.

Financial Management and Control

The City's management maintains a system of internal controls designed to provide reasonable assurance that assets are safeguarded, transactions are properly authorized and recorded in compliance with legislative and regulatory requirements, and reliable financial information is available on a timely basis for preparation of the consolidated financial statements. These systems are monitored and evaluated by management.

Mayor and Council meet with management and the external auditors to review the consolidated financial statements and discuss any significant financial reporting or internal control matters prior to their approval of the consolidated financial statements.

The City prepares multi-year operational and capital expenditure plans each year that represent the programs that Council wishes to see implemented. The City Manager is responsible to provide overall guidance with respect to Council's direction concerning service and the City's operational and capital expenditure plans. Departments are responsible for developing and managing the budgets.

Management is responsible for the preparation of the consolidated financial statements. While there is close consultation with the City’s auditors, management is ultimately responsible for decisions relating to the form and content of these statements and for the treatment and reporting of transactions.

2024 Capital Project Highlights

Approximately 100 individual capital projects were worked on or had transactional activity in 2024, culminating in \$50.3 million in total capital expenditures. This figure does not include Other Controlled Entities. Projects classified as new will typically increase the City’s annual operating and maintenance obligations going forward.

2024 Capital Expenditures by Project Type and Fund

Project Type	Expenditures	%	Fund	Projects *	Expenditures	%
Disposal	784,928	1.56%	District Energy	0	0	0.00%
New Asset	14,278,110	28.41%	General	76	32,279,173	64.23%
Renewal/Replacement	32,715,396	65.10%	Sewer	11	9,260,359	18.43%
Upgrade	2,477,694	4.93%	Water	13	8,716,596	17.34%
Grand Total	50,256,128	100.00%		100	50,256,128	100.00%

* Number of projects is analogous to defined activities as many projects like road rehabilitation have multiple components to them.

2024 Top Ten Projects by Expenditure

Project	Status	Original Budget	Council Approved Amendment	Delegated Authority Amendment	Approved Spending	2024 Actual	Total Spending All Years to Dec 31, 2024
Road Rehabilitation	Ongoing	6,700,000	0	0	6,700,000	6,679,809	6,679,809
Mobile Equipment Replacement	Completed	7,087,951	0	40,905	7,128,856	3,731,932	3,731,932
Sanitary Forcemain and Liftstation Renewal	Completed	6,688,954	0	0	6,688,954	3,507,521	3,507,521
Sanitary Lagoon Re-Routing New	Completing	6,401,821	0	0	6,401,821	3,086,770	3,086,770
Kin Centre Refrigeration Upgrades	Ongoing	0	4,695,000	0	4,695,000	2,808,259	4,627,030
Boundary Road Reservoir (PW849)	Ongoing	6,660,000	0	0	6,660,000	2,410,177	6,203,235
Water Distribution System Renewal	Ongoing	2,000,000	0	0	2,000,000	1,905,951	1,905,951
Stormwater System Renewal	Completing	2,672,623	0	0	2,672,623	1,733,224	1,733,224
Sidewalk and Walkway Renewal	Completed	1,500,000	0	0	1,500,000	1,429,164	1,429,164
Water Distribution System New	Ongoing	1,200,000	0	0	1,200,000	1,197,774	1,197,774
Total		40,911,349	4,695,000	40,905	45,647,254	28,490,580	34,102,408

Road Rehabilitation

This year, 52.25 lane kms of road surface were rehabilitated. The 2024 Road Rehabilitation Program consisted of the following surface rehabilitation work: 9.79 lane kms of overlay, 15.86 lane kms of mill and overlay, and 26.60 lane kms of curb relief mill and overlay.

Mobile Equipment Replacement

An annual program for the replacement of vehicles currently part of the City fleet based on their planned lifecycles, or in the case of operating leases, exercise the lease buyout and maintain ownership of the unit. Fleet units received in 2024 include backlog units from 2022-2023 tenders: 1 pickup truck, 1 fire pumper Unit, 5 parks mowers, 1 sweeper, and 2 garbage trucks. 2024 purchases received to date include 3 sidewalk spreaders, 4 pickup trucks, and 1 loader. Tenders in 2024 for 1 sweeper and 1 zamboni ice resurfer are expecting delivery in Q2 2025. 1 fire truck is on order with delivery estimated in early 2026.

Sanitary Forcemain and Liftstation Renewal

This program focuses on renewing 23 kms of forcemains and siphons and 31 sewer liftstations. The first priority is the replacement of John Hart Forcemain utilizing 2021-2026 program budget to maintain the system's operation. Pipe was installed in Hammond Lane, across the John Hart bridge, and between the north end of the bridge and the liftstation in 2024. Tie-ins to station and existing line to take place in 2025.

Sanitary Lagoon Re-Routing New

The Sanitary re-routing program is intended to address new federal discharge regulations for the City's lagoons for re-routing to the Wastewater Treatment Centre. As a priority project, the program has been allocated to Western Acres Pump Station & Forcemain project over 2021-2026. The Western Acres new lift station and force main will eliminate the constraints and restrictions in the current Western Acres treatment system and provide a higher quality of treatment at the Lansdowne Wastewater Treatment Centre. Gravity, forcemain, and siphon sections were installed, with a small section of gravity main remaining pending land expropriation. Next steps include Lift Station RFP into 2025, and construction anticipated for 2026.

Kin Centre Refrigeration Upgrades

Design, supply, and install of the Kin Centre Arenas refrigeration plant system with new ammonia chillers, cooling tower, and a heat recovery system to replace aging infrastructure, achieve energy efficiencies, and meet current safety regulations. The refrigeration portion of this project was completed in 2023 with heat recovery portions now complete with only minor deficiencies to correct in 2025. This project is 73% funded through Clean BC Communities Fund grant received under the Investing in Canada Infrastructure Program and to receive funding from BC Hydro allocated towards the heat recovery portion of works.

Boundary Road Reservoir (PW849)

A new water storage reservoir is required at the high point on Boundary Road to serve the developing industrial area at the south end of Boundary Road. The new reservoir will allow the system to provide industrial fire flows at the south end of Boundary Road while providing enhanced fire flow storage for the Danson and BCR industrial areas. Construction of the new reservoir is complete, and final commissioning is in progress. After final commissioning PW823 (Gunn Road Reservoir) will then be taken offline to complete piping reconfiguration that will allow the two reservoirs to operate in tandem. Piping reconfiguration will be completed in 2025.

Water Distribution System Renewal

Annual water distribution system renewal and replacement program that consists of linear water assets and components such as water main and appurtenances, valves, hydrants, SCADA, software, hardware equipment, communications, data collection services, connections, property acquisitions and necessary encumbrances. As recommended in the Water Service Network Plan 2014 and technical analysis. This capital amount allows for the capital project portion of planning (i.e. pre-design, concept, design) as well as the engineering and construction for the replacement and renewal of linear water distribution system assets.

In 2024, several key infrastructure upgrades were completed, including replacing a valve on Burden Street, 75 meters of watermain along 7th Avenue, and 100 meters of pipe along 3rd Avenue. Additionally, the City completed 51 service connections, 8 valve replacements, 9 hydrant replacements and reviewed the Southridge watermain drawings.

Stormwater System Renewal

The City's storm water drainage system collects run-off water from rainstorms, snowmelt, and residential and commercial water usage that require ongoing renewal. Key accomplishments in 2024 include: flushing and CCTV 4,500 meters of storm main; relining 2,914 meters of storm main; replacement of 15 catch basins; cleaning and replacing 353 catch basins; and replacement of 66 meters of storm main. The majority of works for the 1st Avenue storm pump project was also completed, with finalization and full operation expected in 2025.

Sidewalk and Walkway Renewal

2,313 meters of concrete sidewalk and 3,244 meters of asphalt sidewalk hard surfaces were rehabilitated. Key sidewalk rehabilitation projects include concrete sidewalks rehabilitated at Carney Street, 1st Avenue, Austin Road West, Strathcona Avenue, 2nd Avenue North, 2nd Avenue South, 3rd Avenue South, and both sides of 3rd Ave. Asphalt sidewalks rehabilitation was completed along Foothills Boulevard, Ospika Boulevard, Domano Boulevard.

Water Distribution System New

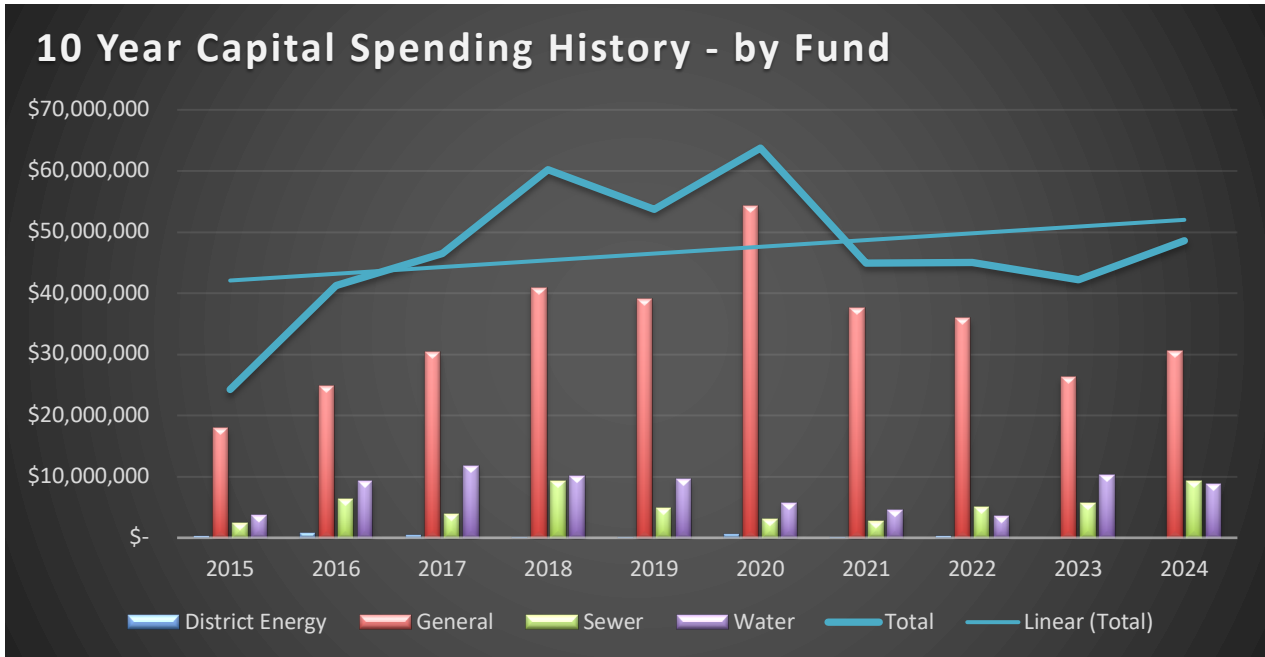
These activities fall under the annual Water Distribution System Renewal and Replacement Program, which addresses the replacement and upgrading of linear water assets and components. This includes watermains, appurtenances, valves, hydrants, SCADA systems, software, hardware, communication equipment, data collection services, service connections, property acquisitions, and required encumbrances.

This program follows recommendations from the 2014 Water Service Network Plan and subsequent technical analyses. The associated capital funding supports all phases of the project development, including planning (pre-design, concept development, and design), engineering and construction.

Works completed in 2024 include the installation of 270 meters of new watermain installed along Ontario Street and 95 meters along 7th Avenue, procurement of materials for Giscome Road, new hydrant installation, and design review for Ottawa Street.

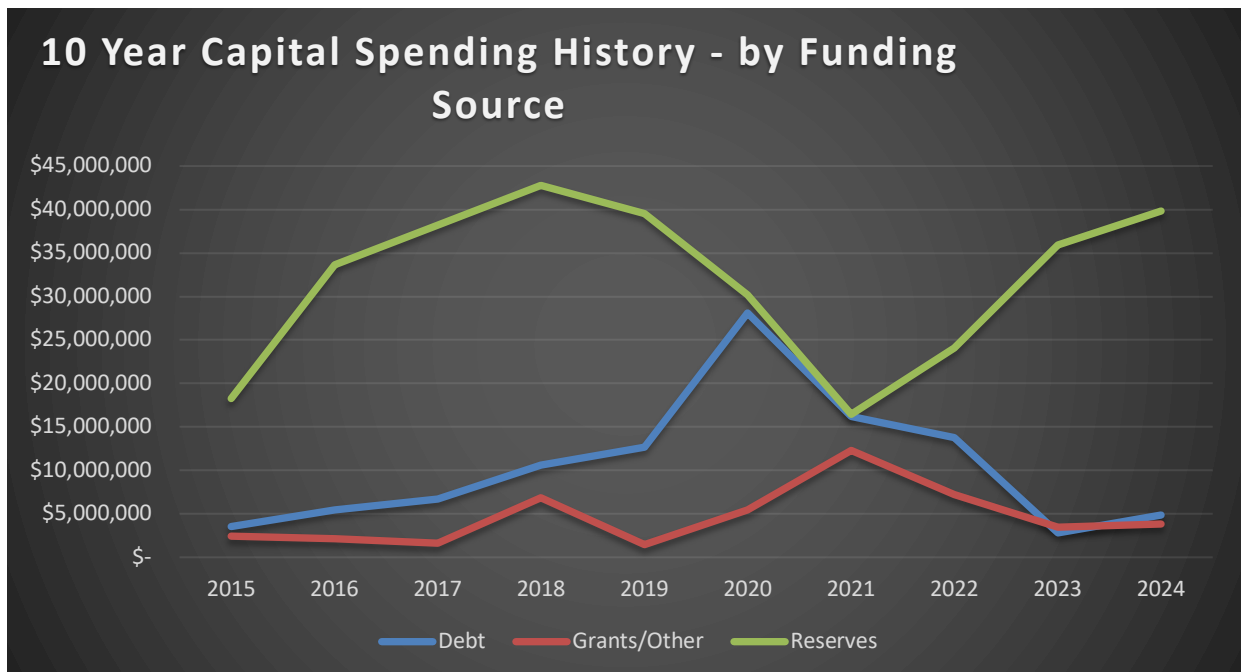
Reserves	2024	2023	Change
Endowment	16,378,411	16,758,565	(380,154)
Capital Expenditure	7,575,498	6,356,774	1,218,724
Miscellaneous	452,243	469,594	(17,351)
Storm Drainage	9,560	8,125	1,435
Northern Capital and Planning Grant	4,018,885	6,622,503	(2,603,618)
COVID-19 Safe Restart Grant	3,288,709	3,227,699	61,010
Transit Operating	1,531,009	1,759,057	(228,048)
BC Growing Communities Fund	13,169,339	12,993,767	175,572
Climate Action	2,498,394	2,159,832	338,562
Debt Reduction	3,323,409	3,321,747	1,662
Major Events	938,260	658,037	280,223
EVP Crown Land Forest	67,371	186,874	(119,503)
Land Development	-	-	-
Snow Control	2,102,012	2,236,928	(134,916)
Road Rehabilitation	3,359,372	3,137,388	221,984
General Infrastructure Reinvestment	6,169,402	3,988,642	2,180,760
Sewer Utility	24,777,042	23,728,355	1,048,687
Water Utility	22,298,099	20,234,622	2,063,477
Mobile Equipment Replacement	4,347,504	3,934,533	412,971
Downtown District Energy	799,576	377,350	422,226
Computer	-	-	-
Parkland Acquisition	397,576	452,987	(55,411)
Downtown Off-Street Parking	10,336,406	8,293,160	2,043,246
Lease-In Lease-Out Legacy Fund	35,441,170	33,193,692	2,247,478
Canada Community-Building Fund	9,925,046	10,024,042	(98,996)
Extension Ospika/Marleau/St. Lawrence	262,547	250,003	12,544
Solid Waste Services	4,458,494	4,290,418	168,076
Performing Arts Centre	99,455	94,703	4,752
Community Fibre Optic Network	304,759	217,449	87,310
Totals	178,329,548	168,976,846	9,352,702

The following graph depicts the City’s capital spending over the past ten years, broken down by General, District Energy, Sewer, and Water capital projects.



Capital investment in City infrastructure has remained consistent from 2021 to 2024. Reserves continue to be heavily committed to current and future capital spending.

When possible, the City maintains their existing infrastructure with a “pay as you go” approach, as opposed to debt funding. The City has applied this approach well in areas such as sewer, water and solid waste by using asset management data to estimate reinvestment needs and structure user fees to be able to fund the operational and capital needs of those self-funded services. However, debt funding is still an important component of capital financing and realistic long term financial plans. Examples of large debt funded projects in the last ten years include the Canfor Leisure Pool and the new Fire Hall #1.



Investment Earnings

The City of Prince George invests funds that are in excess of current cash flow requirements. As per Sustainable Finance Policy 6.0, the City's investment portfolio was invested primarily with the British Columbia Municipal Finance Authority for the year 2024 due to competitive rates and ease of administration. However, the City is ever watchful of opportunities that arise and still meet the stringent guidelines inherent in the *Community Charter*. Investment terms are structured in order to maximize the return yet still meet expected expenditures.

The return on MFA investments for the year ended December 31, 2024 was \$6,457,971, which was earned on monthly average investments of \$141.7 M. The return on MFA investments for the year ended December 31, 2023 was \$6,360,336, which was earned on monthly average investments of \$135.0M. The average rate of return on MFA investments for 2024 was 4.67% compared to 4.82% in 2023. As per Public Sector Accounting Standards, the bond fund is presented at cost. The market value of the bond fund at December 31, 2024 was \$93,301 less than cost and the market value of the MFA Ultra-Short Government Focused Bond (treasuries) was \$300,397 less than cost.

External Debt

Short-term and long-term debt (including capital leases and excluding Other Controlled Entities) principal outstanding was approximately \$100.5 million at the end of 2024 (\$95.9 million General Capital Fund, \$2.1 million Water Capital Fund, and \$2.5 million Sewer Capital Fund), compared to \$104.4 million at the end of 2023.

Debt Servicing Costs

BC municipalities' financial liabilities (e.g. under leases, partnering, and long-term debt agreements) are subject to liability servicing limits. They also require elector approval if they are:

- a loan guarantee or are of a capital nature; and
- the agreement is for more than five years; or
- the agreement could be for more than five years if an extension were exercised.

A municipality cannot incur a liability if it would cause their total annual cost of debt servicing (principal and interest payments) to exceed the regulated amount. The regulated amount is currently based on 25% of a municipality's controllable annual revenues such as: property taxes; payments in lieu of taxes; user fees; and unconditional grants.

The City relies on debt financing for new infrastructure and for major repair of existing infrastructure. The City also enters into financing agreements for the purchase of general use mobile equipment. The following chart provides the debt capacity and available capacity as determined by the Municipal Liabilities Regulation. The total amount of all approved loan authorization bylaws is included in the liability servicing limit regardless of whether the funds have actually been borrowed.

Year	Municipal Controllable Revenue	Liability Servicing Limit	Payment Capacity Available	Approximate Principal Borrowing Available
2019	\$177,512,689	\$44,378,172	\$23,982,421	\$266,471,344
2020	\$171,514,757	\$42,878,689	\$15,422,526	\$194,975,044
2021	\$178,208,247	\$44,552,062	\$24,965,473	\$289,622,657
2022	\$188,567,032	\$47,141,758	\$33,029,835	\$369,048,436
2023	\$209,889,114	\$52,472,279	\$38,327,316	\$425,859,067

*2024 figures were not available at the time of this report.

Significant Financial Management Practices

Revolving Reserve Fund

The City operates the Endowment Reserve Fund as a “revolving fund.” Appropriations from this reserve are treated much like debt, and annual contributions or transfers are made from the General Operating Fund to repay the monies appropriated, with interest, over a period of 5 to 20 years, depending upon the size of the appropriation. The appropriations from the reserve are referred to as “internal debt,” and are reflected in the financial statements.

This reserve fund provides an attractive alternative to borrowing money on the open market because repayment schedules are more easily tailored to current budget needs and interest and principal repayments can be deferred in the event of economic need.

Financing of Utilities

The City’s policy is to not use general taxation to fund the provision of water and sanitary sewer services, or the operation of the solid waste collection service. These services are financed through a combination of user charges and parcel taxes, applicable only to those who benefit from the service(s), and government grants. A management fee is included in the cost structure of these services so that the users of the services provide a contribution to the City’s general overhead costs, including the provision of facilities, office, and general corporate services such as human resources and accounting.

Summary

Compiling financial statements requires the input and assistance of numerous City staff members throughout the year and at year-end. I would like to thank all the City staff members who contribute to this process on an on-going basis.

Respectfully submitted,



Kris Dalio
Director of Finance and IT Services

City of Prince George

Consolidated Financial Statements

For the Year Ended December 31, 2024

CITY OF PRINCE GEORGE

December 31, 2024

CONTENTS

PAGE

Reports

Management's Responsibility Statement.....	52
Independent Auditors' Report.....	53

Statements

Consolidated Statement of Financial Position.....	57
Consolidated Statement of Operations.....	58
Consolidated Statement of Change in Net Financial Assets.....	59
Consolidated Statement of Cash Flows.....	60

Notes

Notes to the Financial Statements.....	61
--	----

Schedules

Segment Disclosure - 2024.....	83
Segment Disclosure - 2023.....	85
Reserve Funds.....	87
Tangible Capital Assets - 2024.....	89
Tangible Capital Assets - 2023.....	91
Financial Position - Trust Funds.....	94
Operations - Trust Funds.....	94
Debt.....	95

FINANCIAL SERVICES

Finance Department & IT Services

1100 Patricia Blvd. | Prince George, BC, Canada V2L 3V9

p: 250.561.7600 | www.princegeorge.ca

MANAGEMENT'S RESPONSIBILITY FOR THE CONSOLIDATED FINANCIAL STATEMENTS

The accompanying consolidated financial statements of the City of Prince George (the "City") are the responsibility of management and have been prepared in compliance with legislation, and in accordance with generally accepted accounting principles for local governments established by the Public Sector Accounting Board of the Chartered Professional Accountants of Canada. A summary of the significant accounting policies are described in Note 1 to the consolidated financial statements. The preparation of consolidated financial statements necessarily involves the use of estimates based on management's judgment, particularly when transactions affecting the current accounting period cannot be finalized with certainty until future periods.

The City's management maintains a system of internal controls designed to provide reasonable assurance that assets are safeguarded, transactions are properly authorized and recorded in compliance with legislative and regulatory requirements, and reliable financial information is available on a timely basis for preparation of the consolidated financial statements. These systems are monitored and evaluated by management.

Mayor and Council meet with management and the external auditors to review the consolidated financial statements and discuss any significant financial reporting or internal control matters prior to their approval of the consolidated financial statements.

The consolidated financial statements have been audited by KPMG LLP, independent external auditors appointed by the City. The accompanying Independent Auditor's Report outlines their responsibilities, the scope of their examination and their opinion on the City's consolidated financial statements.



Walter Babicz

City Manager



Kris Dalio

Director of Finance & IT Services



KPMG LLP
177 Victoria Street, Suite 400
Prince George BC V2L 5R8
Canada
Telephone (250) 563-7151
Fax (250) 563-5693

INDEPENDENT AUDITOR'S REPORT

To the Mayor and Council of the City of Prince George

Opinion

We have audited the consolidated financial statements of the City of Prince George (the "City"), which comprise:

- the consolidated statement of financial position as at December 31, 2024
- the consolidated statement of operations for the year then ended
- the consolidated statement of changes in net financial assets for the year then ended
- the consolidated statement of cash flows for the year then ended
- and notes to the consolidated financial statements, including a summary of significant accounting policies

(Hereinafter referred to as the "consolidated financial statements").

In our opinion, the accompanying consolidated financial statements present fairly, in all material respects, the consolidated financial position of the City as at December 31, 2024 and its consolidated results of operations, its consolidated changes in net financial assets and its consolidated cash flows for the year then ended in accordance with Canadian public sector accounting standards.

Basis for Opinion

We conducted our audit in accordance with Canadian generally accepted auditing standards. Our responsibilities under those standards are further described in the "**Auditor's Responsibilities for the Audit of the Consolidated Financial Statements**" section of our auditor's report.

We are independent of the City in accordance with the ethical requirements that are relevant to our audit of the consolidated financial statements in Canada and we have fulfilled our other ethical responsibilities in accordance with these requirements.

We believe that the audit evidence we have obtained is sufficient and appropriate to provide a basis for our opinion.



Page 2

Responsibilities of Management and Those Charged with Governance for the Consolidated Financial Statements

Management is responsible for the preparation and fair presentation of the consolidated financial statements in accordance with Canadian public sector accounting standards and for such internal control as management determines is necessary to enable the preparation of consolidated financial statements that are free from material misstatement, whether due to fraud or error.

In preparing the consolidated financial statements, management is responsible for assessing the City's ability to continue as a going concern, disclosing, as applicable, matters related to going concern and using the going concern basis of accounting unless management either intends to liquidate the City or to cease operations, or has no realistic alternative but to do so.

Those charged with governance are responsible for overseeing the City's financial reporting process.

Auditor's Responsibilities for the Audit of the Consolidated Financial Statements

Our objectives are to obtain reasonable assurance about whether the consolidated financial statements as a whole are free from material misstatement, whether due to fraud or error, and to issue an auditor's report that includes our opinion.

Reasonable assurance is a high level of assurance, but is not a guarantee that an audit conducted in accordance with Canadian generally accepted auditing standards will always detect a material misstatement when it exists.

Misstatements can arise from fraud or error and are considered material if, individually or in the aggregate, they could reasonably be expected to influence the economic decisions of users taken on the basis of the consolidated financial statements.

As part of an audit in accordance with Canadian generally accepted auditing standards, we exercise professional judgment and maintain professional skepticism throughout the audit.

We also:

- Identify and assess the risks of material misstatement of the consolidated financial statements, whether due to fraud or error, design and perform audit procedures responsive to those risks, and obtain audit evidence that is sufficient and appropriate to provide a basis for our opinion.
The risk of not detecting a material misstatement resulting from fraud is higher than for one resulting from error, as fraud may involve collusion, forgery, intentional omissions, misrepresentations, or the override of internal control.
- Obtain an understanding of internal control relevant to the audit in order to design audit procedures that are appropriate in the circumstances, but not for the purpose of expressing an opinion on the effectiveness of the City's internal control.
- Evaluate the appropriateness of accounting policies used and the reasonableness of accounting estimates and related disclosures made by management.



Page 3

- Conclude on the appropriateness of management's use of the going concern basis of accounting and, based on the audit evidence obtained, whether a material uncertainty exists related to events or conditions that may cast significant doubt on the City's ability to continue as a going concern. If we conclude that a material uncertainty exists, we are required to draw attention in our auditor's report to the related disclosures in the consolidated financial statements or, if such disclosures are inadequate, to modify our opinion. Our conclusions are based on the audit evidence obtained up to the date of our auditor's report. However, future events or conditions may cause the City to cease to continue as a going concern.
- Evaluate the overall presentation, structure and content of the consolidated financial statements, including the disclosures, and whether the consolidated financial statements represent the underlying transactions and events in a manner that achieves fair presentation.
- Communicate with those charged with governance regarding, among other matters, the planned scope and timing of the audit and significant audit findings, including any significant deficiencies in internal control that we identify during our audit.
- Obtain sufficient appropriate audit evidence regarding the financial information of the entities or business activities within the group to express an opinion on the consolidated financial statements. We are responsible for the direction, supervision and performance of the group audit. We remain solely responsible for our audit opinion.

A handwritten signature in black ink that reads 'KPMG LLP'. The signature is written in a cursive, slightly slanted style. Below the signature is a horizontal line that starts under the 'K' and ends under the 'P', with a small upward tick at the end.

Chartered Professional Accountants

Prince George, Canada

May 7, 2025

This page intentionally left blank

CITY OF PRINCE GEORGE

Consolidated Statement of Financial Position

as at December 31
(in thousands of dollars)

	2024	2023
FINANCIAL ASSETS		
Cash and Cash Equivalents (Note 3)	\$ 246,283	\$ 225,149
Receivables (Note 4)	27,375	27,466
Investments (Note 5)	24,918	24,310
Property Held for Resale	1,356	1,069
Deposits - Municipal Finance Authority (Note 6)	1,754	1,650
	<u>301,686</u>	<u>279,644</u>
LIABILITIES		
Accounts Payable and Accrued Liabilities (Note 7)	52,878	48,874
Deferred Revenues (Note 8)	19,627	16,664
Deferred Development Cost Charges (Note 9)	9,204	8,257
Reserves - Municipal Finance Authority (Note 6)	1,022	1,029
Debt (Schedule 5)	100,498	104,359
Asset Retirement Obligations (Note 10)	16,002	15,594
	<u>199,231</u>	<u>194,777</u>
NET FINANCIAL ASSETS	<u>102,455</u>	<u>84,867</u>
NON-FINANCIAL ASSETS		
Prepaid Expenses	2,587	2,510
Inventories	1,616	1,712
Tangible Capital Assets (Note 11)	834,063	809,078
	<u>838,266</u>	<u>813,300</u>
ACCUMULATED SURPLUS (Note 12)	<u>\$ 940,721</u>	<u>\$ 898,167</u>

Commitments and Contingencies (Note 15)



K. Dalio, Director of Finance & IT Services

To be read in conjunction with the Notes to the Consolidated Financial Statements

CITY OF PRINCE GEORGE

Consolidated Statement of Operations

for the year ended December 31 (in thousands of dollars)	2024 Original Budget Bylaw (Note 1(a)(v))	2024 Actual	2023 Actual
REVENUES			
Taxation and Grants in Lieu, net (Note 16)	\$ 146,915	\$ 148,023	\$ 138,829
Sales of Services, User Rates and Rentals	54,966	60,632	56,639
Investment Income and Actuarial Earnings	5,672	14,139	13,263
Development Cost Charges Contributions	873	703	729
Contributions from Other Governments and Agencies (Note 17)	8,404	13,377	26,307
Other Revenue	6,832	8,407	9,410
Gain (Loss) on Disposal of Tangible Capital Assets	-	15	(1,283)
Contribution of Tangible Capital Assets	-	5,742	4,639
	<u>223,662</u>	<u>251,038</u>	<u>248,533</u>
EXPENSES (Note 18)			
General Government	29,904	24,710	21,276
District Energy	1,140	1,193	1,082
Protective Services	65,987	68,973	63,184
Transportation Services	46,429	45,368	45,573
Water and Sewer	20,862	19,613	19,190
Sanitation and Waste Removal	3,387	3,399	2,998
Public Health and Welfare	773	796	743
Planning and Environmental Development	2,388	3,234	2,636
Parks, Recreation and Cultural Services	29,097	34,035	31,856
Other Controlled Entities	4,249	7,163	6,941
	<u>204,216</u>	<u>208,484</u>	<u>195,479</u>
ANNUAL SURPLUS (Note 14)	19,446	42,554	53,054
ACCUMULATED SURPLUS, Beginning of Year	<u>898,167</u>	<u>898,167</u>	<u>845,113</u>
ACCUMULATED SURPLUS, End of Year (Note 12)	<u>\$ 917,613</u>	<u>\$ 940,721</u>	<u>\$ 898,167</u>

To be read in conjunction with the Notes to the Consolidated Financial Statements

CITY OF PRINCE GEORGE

Consolidated Statement of Change in Net Financial Assets

for the year ended December 31 (in thousands of dollars)	2024 Original Budget Bylaw (Note 1 (a)(v))	2024 Actual	2023 Actual
Annual Surplus	\$ 19,446	\$ 42,554	\$ 53,054
Amortization of Tangible Capital Assets	29,370	32,183	30,861
Proceeds on Disposal of Tangible Capital Assets	-	466	367
Change in Inventories and Prepaid Expenses	-	19	(738)
Transfer of Property Held for Resale	-	287	-
(Gain) Loss on Disposal of Tangible Capital Assets	-	(15)	1,283
	48,816	75,494	84,827
Tangible Capital Asset Additions			
Acquisition of Tangible Capital Assets	(45,315)	(51,442)	(42,513)
Contribution of Tangible Capital Assets	-	(5,742)	(4,639)
Addition of Financial Asset Retirement Obligations	-	(515)	(14,080)
Asset Under Capital Lease	-	(207)	-
	(45,315)	(57,906)	(61,232)
Change in Net Financial Assets	3,501	17,588	23,595
Net Financial Assets, Beginning of Year	84,867	84,867	61,272
Net Financial Assets, End of Year	\$ 88,368	\$ 102,455	\$ 84,867

To be read in conjunction with the Notes to the Consolidated Financial Statements

CITY OF PRINCE GEORGE

Consolidated Statement of Cash Flows

for the year ended December 31
(in thousands of dollars)

	2024	2023
NET INFLOW (OUTFLOW) OF CASH RELATED TO THE FOLLOWING ACTIVITIES:		
Operating		
Annual Surplus	\$ 42,554	\$ 53,054
Non-cash Charges to Operations		
Amortization	32,183	30,861
Asset Retirement Expense	(107)	1,514
(Gain) Loss on Disposal of Tangible Capital Assets	(15)	1,283
Contribution of Tangible Capital Assets	(5,742)	(4,639)
Actuarial Earnings on Debt	(1,190)	(1,285)
MFA Debt Reserve Income	(7)	-
	<u>67,676</u>	<u>80,788</u>
Decrease (Increase) in Receivables	91	(778)
(Increase) Decrease in Deposits	(104)	63
Increase in Prepaid Expenses	(77)	(455)
Decrease (Increase) in Inventories	96	(283)
Increase (Decrease) in Accounts Payable and Accrued Liabilities	4,004	(3,378)
Increase in Deferred Revenues	2,963	1,708
Increase in Deferred Development Cost Charges	947	720
	<u>75,596</u>	<u>78,385</u>
Capital		
Acquisition of Tangible Capital Assets	(51,442)	(42,513)
Proceeds on Disposal of Tangible Capital Assets	466	367
	<u>(50,976)</u>	<u>(42,146)</u>
Investing		
Decrease in Investments	(608)	(615)
Financing		
Debt Proceeds	5,329	1,560
Repayment of Debt	(8,207)	(8,375)
	<u>(2,878)</u>	<u>(6,815)</u>
Increase in Cash and Cash Equivalents	21,134	28,809
Cash and Cash Equivalents, Beginning of Year	225,149	196,340
Cash and Cash Equivalents, End of Year (Note 3)	\$ 246,283	\$ 225,149

To be read in conjunction with the Notes to the Consolidated Financial Statements

CITY OF PRINCE GEORGE

Notes to the Financial Statements

For the year ended December 31, 2024

General

The Notes to the Consolidated Financial Statements are an integral part of these statements. They explain the significant accounting and reporting policies and the principles that form the basis for these financial statements. The Notes also provide important supplementary information and explanations which cannot be conveniently integrated into the Consolidated Financial Statements.

1. Significant Accounting Policies

a) Basis of Presentation

The Consolidated Financial Statements of the City of Prince George (the "City") are prepared by management in accordance with Canadian Public Sector Accounting Standards. The Consolidated Financial Statements reflect the combined results and activities of the reporting entity which comprises all organizations that are accountable for the administration of their financial affairs and resources to the Council and are controlled or owned by the City. The Controlled entities are Prince George Public Library and Tourism Prince George Society. The City's general classification of funds and the purpose of those funds are shown below:

i) Operating Funds

These Funds include the General, District Energy, Water, and Sewer operations of the City. Operating Funds are used to record the costs associated with providing City services.

ii) Capital Funds

These Funds include General, District Energy, Water, Sewer, and Land Capital Funds. These Funds track the acquisition costs of various capital assets and the funding of these assets including related debt.

iii) Reserve Funds

Under the Community Charter of British Columbia, City Council may by bylaw establish special Reserve Funds for specific purposes. Money in a Reserve Fund and interest earned thereon must be used only for the purpose for which the Fund was established. If the amount in a Reserve Fund is greater than required, City Council may, by bylaw, transfer all or part of the balance to another Reserve Fund.

iv) Trust Funds

These Funds have been created to hold cash assets that must be used for specific purposes and/or beneficiaries and according to certain agreements. In accordance with Canadian Public Sector Accounting Standards, Trust Funds administered by the City are not to be included in the City's Consolidated Financial Statements. These Trust Funds are presented in Schedule 4.

v) Original Budget Bylaw

The original budget bylaw, stated in the Consolidated Statements of Operations and Changes in Net Financial Assets, represents the budget bylaw adopted in May 2024. Any budget amendments subsequently adopted by Council have not been included.

CITY OF PRINCE GEORGE

Notes to the Financial Statements

For the year ended December 31, 2024

1. Significant Accounting Policies, continued

b) **Basis of Accounting**

The City follows the accrual method of accounting for revenues and expenses. Revenues are recognized in the year in which they are earned and measurable. Expenses are recognized as they are incurred and measurable as a result of receipt of goods and services and/or the creation of a legal obligation to pay.

c) **Cash and Cash Equivalents**

Cash and cash equivalents consist of cash and highly liquid money market investments that are readily convertible to known amounts of cash and that are subject to an insignificant risk of change in value. These short-term investments generally have a maturity of three months or less at acquisition and are held for the purpose of meeting short-term cash commitments rather than for investing.

d) **Investments**

Investments are recorded at cost, adjusted for amortization of premiums or discounts. Provisions for losses are recorded when they are considered to be other than temporary.

e) **Property Held for Resale**

Property held for resale are those expected to be sold within one year. They are valued at the lower of cost or expected net realizable value. Cost includes amounts for improvements to prepare the property for sale.

f) **Deferred Revenues**

Deferred revenues includes grants, contributions and other amounts received from third parties pursuant to legislation, regulation and agreement which may only be used in certain programs or in the completion of specific work. In addition, certain user charges and fees are collected for which the related services have yet to be performed. Revenue is recognized in the period when the related expenses are incurred or services performed.

CITY OF PRINCE GEORGE

Notes to the Financial Statements

For the year ended December 31, 2024

1. Significant Accounting Policies, continued

g) Financial Instruments

The City's financial instruments consist of cash and cash equivalents, receivables, investments, deposits and reserves with the Municipal Finance Authority, accounts payable and accrued liabilities and debt. Unless otherwise noted, it is management's opinion that the City is not exposed to significant interest, currency or credit risks arising from these financial instruments. The fair value of these financial instruments approximate their carrying values, unless otherwise noted.

As all financial instruments are measured at cost or amortized cost, there have been no re-measurement gains or losses. Therefore, the Statement of Remeasurement Gains (Losses) has been excluded. All financial assets are tested annually for impairment. When financial assets are impaired, impairment losses are recorded in the Statement of Operations.

Transaction costs are incremental costs directly attributable to the acquisition or issue of a financial asset or a financial liability. Transaction costs are added to the carrying value of the instruments when they are initially recognized.

h) Non-Financial Assets

Non-financial assets are not available to discharge existing liabilities and are held for use in the provision of services. They have useful lives extending beyond the current year and are not intended for sale in the ordinary course of operations. The change in non-financial assets during the year, together with the annual surplus, provides the Change in Net Financial Assets for the year.

i) Asset Retirement Obligations

An asset retirement obligation is recognized when, as at the financial reporting date, all of the following criteria are met:

- There is a legal obligation to incur retirement costs in relation to a tangible capital asset;
- The past transaction or event giving rise to the liability has occurred;
- It is expected that future economic benefits will be given up; and
- A reasonable estimate of the amount can be made.

The estimated asset retirement costs are capitalized only if the related tangible capital asset is in productive use and recognized in the City's books. The increase to the tangible capital assets is amortized in accordance with the amortization accounting policy outlined in Note 1.j.

CITY OF PRINCE GEORGE

Notes to the Financial Statements

For the year ended December 31, 2024

1. Significant Accounting Policies, continued

j) Tangible Capital Assets

Tangible capital assets are recorded at cost which includes all amounts that are directly attributable to the acquisition, construction, development, or betterment of the asset, excluding interest costs.

Assets under construction are not amortized until the asset is available for productive use.

Tangible capital assets received as contributions are recorded at their fair value at the date of receipt, and that fair value is also recorded as revenue.

The cost, less residual value, of tangible capital assets (except for Tourism Prince George Society's tangible capital assets) are amortized on a straight-line basis over their estimated useful lives as follows:

Land	Not amortized
Building & Improvements	15 - 35 years
Vehicles, Machinery, & Equipment	3 - 20 years
Other	5 - 20 years
Infrastructure	
Roads	17 - 100 years
Parks	10 - 75 years
Water	10 - 80 years
Sanitary Sewer	12 - 140 years
Storm Drainage	25 - 140 years
Energy & Communication	35 - 40 years

Tourism Prince George Society uses the following methods and rates to amortize its assets:

Vehicles, Machinery, & Equipment	20 - 55%	Declining Balance
Other	3 - 7 years	Straight-Line

k) Works of Arts and Culture

Works of art and cultural and historical assets are not recognized as assets in the financial statements.

l) Capital Leases

Leases that, from the point of view of the lessee, transfer substantially all the benefits and risks incident to ownership of the property to the City are considered capital leases. These are accounted for as an asset and an obligation. Capital lease obligations are recorded at the present value of the minimum lease payments excluding executor costs, ie. insurance, maintenance costs, etc. The discount rate used to determine the present value of the lease payments is the lower of the City's rate for incremental borrowing or the interest rate implicit in the lease.

CITY OF PRINCE GEORGE

Notes to the Financial Statements

For the year ended December 31, 2024

1. Significant Accounting Policies, continued

m) Inventories

Inventories consist of supplies, repair parts and materials consumed in operations and capital projects. Inventory is recorded at cost which is determined on a weighted average basis.

n) Debt

Debt is recorded net of repayments and actuarial earnings. Principal debt repayment is recorded in operating funds in the year that it is repaid.

o) Revenue Recognition

Revenue is recognized when the City has provided goods or services in exchange transactions with performance obligations, based on each distinct good or service. Additionally, revenue is recognized in non-exchange transactions, such as fees, where there is no direct transfer of goods or services. Specific revenue recognitions are detailed below:

Taxation revenues are recognized when levied in May of each year, as this is when taxation revenues are authorized, and the taxable event occurs. Taxation revenue is initially measured at realizable value. At year-end, the City evaluates the ultimate collectability of taxation receivables and adjusts any valuation allowance. Taxation revenues are recognized when levied in May of each year as this is when taxation revenues are authorized and the taxable event occurs. Taxation revenue is initially measured at realizable value. At year end, the City evaluates the ultimate collectability of taxation receivables and adjusts any valuation allowance. Interest and operating grants are recognized as earned.

Government transfers without stipulations are recognized as revenues in the period in which the transfer is authorized, any eligibility criteria have been met, and reasonable estimates of the amounts can be made. Government transfers with stipulations are recognized as revenue in the period the transfer is authorized and all eligibility criteria have been met, except when and to the extent that the transfer gives rise to an obligation that meets the definition of a liability. Any such liability is reduced, and an equivalent amount of revenue is recognized as the liability is settled. Grants in lieu of taxes are recorded on an accrual basis when it is possible to reasonably estimate the amounts receivable.

Revenue from business licenses is recognized upon issuance unless performance obligations are required. Building and development permit revenues are deferred until service obligations are fulfilled.

Interest income and operating grants are recognized as earned.

Lease revenue is recognized progressively over the lease term.

Property sales revenue is recorded when the City transfers the significant risks and rewards of ownership.

CITY OF PRINCE GEORGE

Notes to the Financial Statements

For the year ended December 31, 2024

1. Significant Accounting Policies, continued

p) Expenses

Expenses are generally recognized as they are incurred and when the goods and services are received and/or a legal obligation to pay is established.

q) Accumulated Surplus

Accumulated surplus is the amount by which all financial and non-financial assets exceed all liabilities and indicates the net economic resources available to provide future services. Accumulated surplus is represented by various fund balances and equity in capital assets.

r) Post-Employment Benefits

The City accrues expenses for post-employment benefits when they exist as specified in the collective agreements such as a one month retirement allowance and sick gratuity for International Association of Fire Fighters (IAFF). The City accrues a percentage of compensated absences (sick leave) as obligated for Canadian Union of Public Employees (CUPE) employees as the employees render services necessary to earn future benefits. City employees retiring do not receive any retirement allowance that either vests or accrues over the period of employment. CUPE sick benefits are vested at 25% and are also accrued. Management sick benefits do not accrue and are not vested. The City recognizes an expense for all other compensated absences (sick leave) and benefits as incurred.

The City and its employees make contributions to the Municipal Pension Plan. As this plan is a multi-employer plan, contributions are expensed as incurred.

s) Contaminated Sites

Contaminated sites are defined as the result of contamination being introduced in air, soil, water or sediment of a chemical, organic, or radioactive material or live organism that exceeds an environmental standard. A liability for remediation of contaminated sites is recognized, net of any expected recoveries, when all of the following criteria are met:

- (i) an environmental standard exists,
- (ii) contamination exceeds the environmental standard,
- (iii) the organization is directly responsible or accepts responsibility for the liability,
- (iv) future economic benefits will be given up, and
- (v) a reasonable estimate of the liability can be made.

CITY OF PRINCE GEORGE

Notes to the Financial Statements

For the year ended December 31, 2024

1. Significant Accounting Policies, continued

t) Use of Estimates

The preparation of consolidated financial statements in conformity with Canadian Public Sector Accounting Standards requires management to make estimates and assumptions that affect the reported amounts of assets and liabilities, and disclosure of contingent assets and liabilities, at the date of the consolidated financial statements and the reported amount of revenues and expenses during the period. Items requiring estimates include the collectability of accounts receivable, accrued liabilities, useful lives of tangible capital assets, rates for amortization, employee benefits, existence of contaminated sites and impairment of investments, tangible capital assets and property held for resale. Asset Retirement Obligations has resulted in the requirement for management to make estimates regarding the useful lives of affected tangible capital assets and the expected retirement costs, as well as the timing and duration of these retirement costs. Actual results could differ from these estimates.

Estimates are based on the best information available at the time of preparation of the consolidated financial statements and are reviewed annually to reflect new information as it becomes available. Measurement uncertainty exists in these consolidated financial statements.

u) Future Accounting Standards

These standards and amendments were not effective for the year ended December 31, 2024, and have therefore not been applied in preparing these consolidated financial statements. Management is currently assessing the impact of the following accounting standards updates on the future consolidated financial statements.

(i) Concepts Underlying Financial Performance. The revised conceptual framework will replace the existing conceptual framework, which consists of Section PS 1000, Financial Statement Concepts, and Section PS 1100, Financial Statement Objectives. The conceptual framework is to be adopted prospectively. This revised conceptual framework is effective for fiscal years beginning on or after April 1, 2026 (the City's December 31, 2027 year end).

(ii) PS 1202, Financial Statement Presentation, will replace the current section PS 1201. The City is currently assessing the impact of this standard on the future financial statements. Prior period amounts would need to be restated to conform to the presentation requirements for comparative financial information. This standard is effective for fiscal years beginning on or after April 1, 2026 (the City's December 31, 2027 year end).

(ii) PS 3251, Employee Benefits, will replace the current sections PS 3250 and PS 3255. The proposed section is currently undergoing discussions where further changes are expected as a result of the re-exposure comments. Effective date is currently not determined.

CITY OF PRINCE GEORGE

Notes to the Financial Statements

For the year ended December 31, 2024

2. Change in Accounting Policies

a) 3400 PS Revenue

The City adopted PS 3400 Revenue, effective 1 January 2024, which establishes standards on how to account for and report on revenue. The Section sets out general guidance for how entities recognize, measure, present and disclose revenue arising from transactions that include performance obligations (exchange transactions) and transactions that do not have performance obligations (non-exchange transactions). There are two approaches to recognizing revenue with performance obligations: at a point in time or over a period of time. This determination is made based on when a performance obligation is satisfied.

PS 3400 has been applied prospectively to these consolidated financial statements and, as permitted by the transitional provisions, prior periods were not restated. The implementation of this new Section did not have a material impact on the consolidated financial statements.

b) Public Sector Guideline 8

On January 1, 2024, the City adopted Public Sector Guideline 8 – Purchased Intangibles. This new guideline allows public sector entities to recognize intangibles purchased through an exchange transaction. The City adopted the standard prospectively. The implementation of this new standard did not result in identification of assets that would meet the definition of purchases intangibles.

c) 3160 PS Public Private Partnerships

On January 1, 2024, the City adopted 3160 – Public Private Partnerships ("P3"). This new accounting standard identifies requirements on how to account for and disclose transactions in which public sector entities procure major infrastructure assets and/or services from private sector entities. Recognition of assets arising from P3 arrangements is ultimately dependent on whether public sector entities control the purpose and use of the assets, access to the future economic benefits and exposure to the risks associated with the assets, and significant residual interest in the asset, if any, at the end of the P3 term. Measurement of the asset and related liability will also be dependent on the overall model used to compensate the private sector entity. The City adopted the standard prospectively. The implementation of this new standard did not result in identification of transactions that would meet the definition of P3.

3. Cash and Cash Equivalents

	2024 (000's)	2023 (000's)
Cash	\$ 127,804	\$ 112,105
Cash Equivalents	116,261	110,448
	244,065	222,553
Other Controlled Entities	2,218	2,596
	<u>\$ 246,283</u>	<u>\$ 225,149</u>

CITY OF PRINCE GEORGE

Notes to the Financial Statements

For the year ended December 31, 2024

4. Receivables

	2024 (000's)	2023 (000's)
<u>General Operating Fund</u>		
Property Taxes	\$ 8,572	\$ 7,842
Federal Government	2,120	1,435
Provincial Government	1,136	3,027
Regional District of Fraser-Fort George	203	70
NDIT Grant Recipient Program	1,860	2,313
Accounts Receivable	7,104	6,845
Refuse Rates	526	481
	<u>21,521</u>	<u>22,013</u>
<u>Water Operating Fund</u>		
Water Utility Rates	<u>2,497</u>	<u>2,405</u>
<u>Sewer Operating Fund</u>		
Sewer Utility Rates	<u>1,857</u>	<u>1,825</u>
<u>General Capital Fund</u>		
Provincial Government	108	718
Miscellaneous	934	74
	<u>1,042</u>	<u>792</u>
<u>Other Controlled Entities</u>		
Prince George Public Library	14	18
Tourism Prince George Society	444	413
	<u>458</u>	<u>431</u>
Total	<u>\$ 27,375</u>	<u>\$ 27,466</u>

CITY OF PRINCE GEORGE

Notes to the Financial Statements

For the year ended December 31, 2024

5. Investments

	2024 (000's)	2023 (000's)
MFA Intermediate Funds	\$ 22,442	\$ 21,905
MFA Bond Funds	<u>2,232</u>	<u>2,167</u>
	24,674	24,072
Other Controlled Entities	<u>244</u>	<u>238</u>
	<u>\$ 24,918</u>	<u>\$ 24,310</u>

Investments are recorded at cost. As at December 31, 2024, the fair market value of the investments is \$21,525,000 (2023 - \$20,282,000).

6. Municipal Finance Authority Debt Reserve Fund

The City issues its debt instruments through the Municipal Finance Authority ("MFA"). As a condition of the borrowing, the City is obligated to lodge security by means of demand notes and interest bearing cash deposits based on the amount of the borrowing. The deposits are included in the City's financial statements as MFA cash deposits. If the debt is repaid without default, the deposits are refunded to the City. The notes as disclosed in note 15(e), which are contingent in nature, are held by the MFA to act as security against the possibility of debt repayment default and are not recorded in the financial statements. Upon the maturity of a debt issue, the demand notes are released and deposits refunded to the City.

CITY OF PRINCE GEORGE

Notes to the Financial Statements

For the year ended December 31, 2024

7. Accounts Payable and Accrued Liabilities

	2024 (000's)	2023 (000's)
<u>General Operating Fund</u>		
Federal Government	\$ 16,783	\$ 15,283
Provincial Government	3,646	2,840
Regional District of Fraser-Fort George	638	442
Trade Accounts Payables and Accrued Liabilities	19,360	17,621
Payroll Statutory Liabilities	2,833	4,049
Vacation, Sick Leave, and Firefighters Gratuities	7,937	7,169
Accrued Interest on Capital Lease	85	125
Accrued Interest on Debt	809	780
	<u>52,091</u>	<u>48,309</u>
<u>Water Operating Fund</u>		
Accrued Interest on Debt	92	94
<u>Sewer Operating Fund</u>		
Accrued Interest on Debt	19	20
<u>Other Controlled Entities</u>		
Prince George Public Library	430	325
Tourism Prince George Society	246	126
	<u>676</u>	<u>451</u>
Total	\$ 52,878	\$ 48,874

CITY OF PRINCE GEORGE

Notes to the Financial Statements

For the year ended December 31, 2024

8. Deferred Revenues

The City records deferred revenue for funds received in advance on services not yet rendered and is recognized into revenue during the period when service is provided. The City also records deferred revenue when a contract specifies how the resources are to be used and therefore funds received in advance are deferred until the period when the requirement is met. Because these funds are restricted in nature they are shown as a liability.

	2024 (000's)	2023 (000's)
<u>Operating Funds</u>		
Taxes	\$ 11,807	\$ 10,914
Fees and charges		
General	4,006	2,434
Water	66	45
Sewer	23	28
<u>Capital Funds</u>		
Fees and Charges	33	38
Contributions Received for Land	25	25
Grants		
Other	2,864	2,647
	<u>18,824</u>	<u>16,131</u>
<u>Other Controlled Entities</u>		
Prince George Public Library	352	443
Tourism Prince George Society	451	90
	<u>803</u>	<u>533</u>
Total	<u>\$ 19,627</u>	<u>\$ 16,664</u>

CITY OF PRINCE GEORGE

Notes to the Financial Statements

For the year ended December 31, 2024

9. Deferred Development Cost Charges (DCC)

The City collects DCCs to pay for a proportionate share of infrastructure related to new growth. In accordance with the Community Charter of British Columbia, these funds must be deposited into a separate reserve fund. When the related costs are incurred, the DCCs are recognized as revenue. Because these funds are restricted in nature they are shown as a liability.

	2024 (000's)	2023 (000's)
	<u> </u>	<u> </u>
<u>Deferred DCC by Type</u>		
Roads	\$ 2,227	\$ 1,915
Drainage	1,224	1,035
Parkland	772	724
Sewer	3,025	2,765
Water	<u>1,956</u>	<u>1,818</u>
	<u>\$ 9,204</u>	<u>\$ 8,257</u>
<u>Deferred DCC</u>		
Balance, Beginning of Year	<u>\$ 8,257</u>	<u>\$ 7,537</u>
Investment Income	450	407
DCCs Levied in the Year	<u>1,200</u>	<u>1,041</u>
	<u>1,650</u>	<u>1,448</u>
Transfers to General Capital	(437)	(462)
Transfers to Water Capital	(189)	(48)
Transfers to General Asset Maintenance	(43)	(44)
Transfers to Water Asset Maintenance	<u>(34)</u>	<u>(174)</u>
	<u>(703)</u>	<u>(728)</u>
Balance, End of Year	<u><u>\$ 9,204</u></u>	<u><u>\$ 8,257</u></u>

CITY OF PRINCE GEORGE

Notes to the Financial Statements

For the year ended December 31, 2024

10. Asset Retirement Obligation

The City's Asset retirement obligation consists of the obligations as follows:

a) Asbestos Obligation

The City owns and operates several buildings that are known to have asbestos, which represents a health hazard upon demolition of the building and there is a legal obligation to remove it. At December 31, 2024 the City recognized an obligation relating to the removal and post-removal care of the asbestos in these buildings in the undiscounted amount of \$419,000 (2023 - \$nil) for building capital assets, \$96,000 (2023 - \$nil) for the parks capital assets and a non capital expense of \$(107,000) (2023 - \$nil) in the current years expenses see note 18.

b) Hazardous Material

The City owns and operates several operational snow disposal and yard works sites which are known to have hazardous material which represents a legal environmental remediation obligation. At December 31, 2024, the City recognized an obligation relating to the removal and post care of the land work sites as in the undiscounted amount of \$nil (2023 - \$2,611,500) for land capital assets and a non capital expense for \$nil (2023 - \$1,514,000) in the current years expenses see note 18.

11. Tangible Capital Assets

	2024 (000's)	2023 (000's)
Land	\$ 109,557	\$ 107,295
Buildings & Improvements	152,514	151,633
Vehicles, Machinery & Equipment	26,542	22,634
Other	291	407
Infrastructure		
Roads	182,168	176,953
Parks	30,150	29,870
Water	135,768	132,517
Sanitary Sewer	86,856	85,507
Storm Drainage	70,640	68,503
Energy & Communication	12,775	13,443
Assets Under Construction	26,802	20,316
	<u>\$ 834,063</u>	<u>\$ 809,078</u>

For additional information, see the Schedule of Tangible Capital Assets (Schedule 3).

Assets contributed to the City totaled \$5,742,000 (2023 - \$4,639,000) and were capitalized at their fair value at the time of receipt.

CITY OF PRINCE GEORGE

Notes to the Financial Statements

For the year ended December 31, 2024

12. Accumulated Surplus

	2024 (000's)	2023 (000's)
Operating - Surplus	\$ 28,827	\$ 24,473
Reserves	178,329	168,975
Investment in Tangible Capital Assets	733,565	704,719
	<u>\$ 940,721</u>	<u>\$ 898,167</u>

13. Contractual Rights

a) Fortis BC

In 2021, the City entered into an operating agreement with FortisBC to receive an annual fee based on 3% of gross revenues from the sale of natural gas within the municipal boundaries. The agreement has a 20 year term and will continue indefinitely after the initial term until terminated by either party.

b) Regional District of Fraser-Fort George

The City entered into a contract with the Regional District of Fraser-Fort George to provide personnel and facility space for the purposes of operating the Fire Operations Communication Centre portion of the centralized fire dispatch service. The term of the contract commenced on January 1, 2022 and terminates December 31, 2027. The annual fees to be received by the City for the provision of fire dispatch services during the remaining term of the agreement is as follows:

2025	\$ 2,250
2026	2,350
2027	<u>2,450</u>
	<u>\$ 7,050</u>

14. Budgeted Surplus

The planned surplus of \$19,446,000, reflected in the Original Budget Bylaw Column on the Consolidated Statement of Operations was approved by Council in May 2024 upon finalization of the 2024 Annual Budget Bylaw. The approved annual budget bylaw has been adjusted for presentation in these financial statements to conform with Canadian Public Sector Accounting Standards. These adjustments included removing the purchase of tangible capital assets, debt servicing and deferred revenue and including amortization expense.

CITY OF PRINCE GEORGE

Notes to the Financial Statements

For the year ended December 31, 2024

15. Commitments and Contingencies

- a) The City is jointly and severally liable, as a member of the Regional District of Fraser-Fort George for any actuarial earnings deficiencies, and capital debt issued through the Regional District.
- b) The City and its employees contribute to the Municipal Pension Plan (a jointly trustee pension plan). The board of trustees, representing plan members and employers, is responsible for administering the plan, including investment of assets and administration of benefits. The plan is a multi-employer defined benefit pension plan. Basic pension benefits are based on a formula. As at December 31, 2023, the plan has about 256,000 active members and approximately 129,000 retired members. Active members include approximately 45,000 contributors from local government.

Every three years, an actuarial valuation is performed to assess the financial position of the plan and adequacy of plan funding. The actuary determines an appropriate combined employer and member contribution rate to fund the plan. The actuary's calculated contribution rate is based on the entry-age normal cost method, which produces the long-term rate of member and employer contributions sufficient to provide benefits for average future entrants to the plan. This rate may be adjusted for the amortization of any actuarial funding surplus and will be adjusted for the amortization of any unfunded actuarial liability.

The most recent valuation for the Municipal Pension Plan as at December 31, 2021 indicated a \$3,761 million funding surplus for basic pension benefits on a going concern basis.

The City paid \$6,503,000 (2023 - \$5,656,000) for employer contributions while employees contributed \$5,582,000 (2023 - \$4,885,000) to the plan in fiscal 2024.

The Prince George Public Library paid \$219,500 (2023 - \$196,000) for employer contributions while employees contributed \$203,000 (2023 - \$181,000) to the plan in fiscal 2024.

The next valuation will be as at December 31, 2024, with results available in 2025.

Employers participating in the Plan record their pension expense as the amount of employer contributions made during the fiscal year (defined contribution pension plan accounting). This is because the plan records accrued liabilities and accrued assets for the plan in aggregate, resulting in no consistent and reliable basis for allocating the obligation, assets and cost to the individual employers participating in the plan.

- c) The City has been named as a defendant in various legal actions. No reserve or liability has been recorded regarding any of these legal actions or possible claims because the amount of the loss, if any, is undeterminable. Settlement, if any, made with respect to these actions would be accounted for as a charge to expenditures in the period in which it is likely that a future event will confirm the existence of a liability and the amount can be reasonably estimated.
- d) The City is committed to a third party under an agreement for the supply and operation of an off-street parking facility. The City's annual payment in respect of this commitment is \$183,208 for a period of 30 years commencing August 1, 1997.
- e) The City has issued a Demand Note to the Municipal Finance Authority (the "Authority") in the amount of \$3,381,000 (2023 - \$3,235,000). This Demand Note together with the cash deposit, as disclosed in Note 6, comprise an amount equal to one-half of the average annual installment of principal and interest for repayment of debenture debt issued by the Authority on behalf of the City, and is a requirement of the Authority.

CITY OF PRINCE GEORGE

Notes to the Financial Statements

For the year ended December 31, 2024

15. Commitments and Contingencies, continued

- f) The City is responsible for the payment of an annual operating contribution to Northern Sport Centre of not more than \$300,000. The term commenced January 1, 2007 and continues 30 years ending January 1, 2037.

16. Taxation and Grants in Lieu, net

The City collects taxes on behalf of and transfers these amounts to other the government authorities listed below.

	<u>2024</u>	<u>2023</u>
	(000's)	(000's)
<u>Taxes and Grants in Lieu Collected</u>		
Property Taxes	\$ 140,018	\$ 130,928
Special Assessments	2,050	2,001
Grants in Lieu of Taxes	4,145	3,964
Province of B.C. - School Taxes	35,912	34,512
Regional Hospital District Taxes	15,437	15,123
Regional District of Fraser - Fort George	8,753	8,541
B.C. Assessment Authority	878	855
Municipal Finance Authority	4	4
Business Improvement Areas - Gateway	100	100
Business Improvement Areas - Downtown	358	348
Tourism Prince George Society - Hotel Tax	1,810	1,936
	<u>209,465</u>	<u>198,312</u>
<u>Taxes and Grants in Lieu Transferred</u>		
Province of B.C. - School Taxes	35,912	34,512
Regional Hospital District Taxes	15,437	15,123
Regional District of Fraser - Fort George	8,753	8,541
B.C. Assessment Authority	878	855
Municipal Finance Authority	4	4
Business Improvement Areas - Gateway	100	100
Business Improvement Areas - Downtown	358	348
	<u>61,442</u>	<u>59,483</u>
	<u>\$ 148,023</u>	<u>\$ 138,829</u>

CITY OF PRINCE GEORGE

Notes to the Financial Statements

For the year ended December 31, 2024

17. Contributions from Other Governments and Agencies

	2024 (000's)	2023 (000's)
<u>Federal Government</u>		
Capital	\$ 1,177	\$ 591
Canada Community Building Fund	3,556	3,457
Other	620	348
	<u>5,353</u>	<u>4,396</u>
<u>Provincial Government</u>		
Capital	1,149	1,606
Gaming Revenues	2,839	3,134
Revenue Sharing	1,045	1,081
Other	1,982	15,323
	<u>7,015</u>	<u>21,144</u>
<u>Other Government and Agencies</u>		
Capital	29	20
Regional District Library Grant	501	419
Other	479	328
	<u>1,009</u>	<u>767</u>
	<u>\$ 13,377</u>	<u>\$ 26,307</u>

18. Expenses by Object

	2024 (000's)	2023 (000's)
Labour and Benefits	\$ 82,583	\$ 76,095
Materials and Supplies	6,669	6,965
City Fleet Expense	4,354	4,336
Contracted Services	23,600	20,904
Electricity and Natural Gas	5,340	5,197
RCMP Contract	29,585	26,877
Professional Services and Insurance	4,629	4,070
Grants	1,785	1,818
Miscellaneous	6,088	5,405
Debt Interest and Fiscal Services	5,036	4,887
Amortization	32,183	30,861
Asset Retirement Obligation	(107)	1,514
Other Controlled Entities	6,739	6,550
	<u>\$ 208,484</u>	<u>\$ 195,479</u>

CITY OF PRINCE GEORGE

Notes to the Financial Statements

For the year ended December 31, 2024

19. Segmented Information

The City is a government institution that provides a wide range of services to its citizens, including police, fire, recreation and culture, transportation and public transit, development planning, sanitation, water and sewer. For management reporting purposes the City's operations and activities are organized and reported by fund. Funds were created for the purpose of recording specific activities to attain certain objectives in accordance with special regulations, restrictions or limitations. City services are provided by departments and their activities are reported by these funds and are disclosed in the segmented information.

The accounting policies used in these segments are consistent with those followed in the preparation of the Consolidated Financial Statements as disclosed in Note 1. For additional information see the Schedule of Segment Disclosure (Schedule 1).

For each reported segment, revenues and expenses represent both amounts that are directly attributable to the segment and amounts that are allocated on a reasonable basis. The General Revenue Fund reports on municipal services that are funded primarily by taxation such as property and business tax revenues. Certain division and departments that have separately disclosed in the segmented information along with the services they provide are as follows:

Protective Services

Protective Services includes Police Protection, Fire Protection, Emergency Measures and Bylaw Enforcement. Police Protection is provided to the City by the Royal Canadian Mounted Police (RCMP) through a police services contract with the Province of British Columbia (BC). Together the RCMP and the municipal employees at the detachment are committed to optimizing public safety through the community policing concept. Fire Protection includes fire suppression and protection, first responder medical services and emergency rescue, and fire dispatch within the City and Regional District. Emergency Measures provides a comprehensive emergency plan for coordinating response to emergencies and disasters. Bylaw Enforcement provides animal and parking control and other enforcement as required to support the bylaws in place within the community for the purpose of health, safety and security.

Community Services

Community Services provides public services that support recreation, sport and leisure activities in the aquatic and arena facilities, convention, entertainment, meeting, events and sport activities in the CN Centre and Prince George Conference and Civic Centre, the development of partnerships for health and social solutions at the community level and the provision of civic facilities for the community.

Transportation Services

This segment includes the provision of Street Maintenance which includes pavement repair, line painting, street cleaning, dust control, sidewalk maintenance, traffic sign and street light installation and maintenance. Transit services are provided in partnership with BC Transit; parking lots and parkades provide for off-street parking for downtown businesses; fleet vehicles service the organization's operational requirements; storm drainage controls drainage through open and piped systems; and snow and ice control provides snow removal and salt and sanding applications to the road network.

CITY OF PRINCE GEORGE

Notes to the Financial Statements

For the year ended December 31, 2024

19. Segmented Information, continued

Planning and Environmental Development

Planning includes both short and long-term development planning and application processing and permits as well as inspections, planning for neighbourhoods, parks, open spaces and pathways, and infrastructure planning and management. Environmental Development includes services and planning related to community forest, wildfire hazards, air quality, climate change, natural environment, ecosystem and habitat protection.

Sanitation and Waste Removal

This segment provides residential and (limited) commercial solid waste collection service and annual spring clean-up operations.

Public Health and Welfare

This segment provides for the Memorial Park Cemetery service and maintenance of the grounds.

Administration

The Administration of the City is captured under this section which includes Council, Office of the City Manager, Legislative Services, Communications, Human Resources and Corporate Safety, Civic Initiatives and Partnerships, Capital Program Management Office, Finance, Service Centre, Risk and Procurement and IT Services.

District Energy

This segment provides energy for space heating and domestic water heating to buildings located within a service area. The infrastructure and operations are funded through a combination of user fees and contributions from General Operating Fund.

Water Services

Water Services provides potable water to the community which includes the pumping, treatment and distribution system and the wells and reservoirs. The infrastructure and operations are funded through a combination of user fees, grants, and special levies.

Sewer Services

Sewer Services provides for the collection and treatment of sewage which includes operation of the lift stations and wastewater treatment centre. The infrastructure and operations are funded through a combination of user fees, grants, and special levies.

CITY OF PRINCE GEORGE

Notes to the Financial Statements

For the year ended December 31, 2024

19. Segmented Information, continued

Asset Maintenance

This segment provides the investment in asset maintenance funded through transfers from reserves, DCCs, levies and fees. The costs represent amounts incurred for capital asset maintenance that do not meet the capitalization threshold as established for financial reporting purposes.

Reserves and Other Funds

Reserve funds have been created to hold financial assets for specific future requirements. Reserve funds are generally used for tangible capital asset acquisition and reinvestment.

Other Controlled Entities

Other controlled entities include the Prince George Public Library and Tourism Prince George Society.

20. Comparative Figures

Certain 2023 figures have been reclassified to conform to the 2024 financial statement presentation.

This page intentionally left blank

City of Prince George

Schedule 1 - Segment Disclosure - 2024

for the year ended December 31 (in thousands of dollars)	General Operating Fund				
	Protective Services	Community Services	Transportation Services	Planning & Environment Development	Sanitation & Waste Removal
REVENUES					
Taxation and Grants in Lieu, net	\$ -	\$ -	\$ -	\$ -	\$ -
Sales of Services, User Rates and Rentals	2,862	9,672	3,763	18	5,457
Investment Income and Actuarial Earnings	-	32	25	-	-
Development Cost Charges Contributions	-	-	-	-	-
Contributions from Other Governments and Agencies	656	576	-	75	-
Other Revenue	769	327	952	3,395	36
Gain (Loss) on Disposal of Tangible Capital Assets	-	-	-	-	-
Asset Contributions	-	-	-	-	-
	<u>4,287</u>	<u>10,607</u>	<u>4,740</u>	<u>3,488</u>	<u>5,493</u>
EXPENSES					
Labour and Benefits	31,087	13,991	10,289	1,982	1,194
Goods and Services	33,155	9,542	18,452	481	1,828
Debt Interest and Fiscal Services	1,493	1,262	911	-	1
Asset Retirement Obligation	-	-	-	-	-
Amortization	3,019	6,989	12,671	-	361
Prince George Public Library	-	-	-	-	-
Tourism Prince George Society	-	-	-	-	-
	<u>68,754</u>	<u>31,784</u>	<u>42,323</u>	<u>2,463</u>	<u>3,384</u>
NET SURPLUS (DEFICIT) BEFORE TRANSFERS	<u>(64,467)</u>	<u>(21,177)</u>	<u>(37,583)</u>	<u>1,025</u>	<u>2,109</u>
Transfers	(1,658)	(2,100)	4,112	(47)	(2,485)
ANNUAL SURPLUS (DEFICIT)	<u>\$ (66,125)</u>	<u>\$ (23,277)</u>	<u>\$ (33,471)</u>	<u>\$ 978</u>	<u>\$ (376)</u>

City of Prince George

Schedule 1 - Segment Disclosure - 2024

General Operating Fund

Public Health & Welfare	Administration	District Energy	Water	Sewer	Asset Maintenance	Reserves & Other Funds	Other Controlled Entities	Consolidated 2024
\$ -	\$ 145,992	\$ -	\$ -	\$ 221	\$ -	\$ -	1,810	\$ 148,023
807	1,729	359	19,015	16,909	-	5	36	60,632
-	4,325	11	429	131	-	9,108	78	14,139
-	-	-	189	-	43	471	-	703
-	8,673	-	-	-	402	2,541	454	13,377
154	1,661	1	317	173	238	292	92	8,407
-	-	-	-	-	-	15	-	15
-	-	-	764	672	-	4,306	-	5,742
961	162,380	371	20,714	18,106	683	16,738	2,470	251,038
461	13,116	54	2,537	3,017	4,855	-	-	82,583
189	7,773	448	1,865	1,651	6,665	-	-	82,049
9	824	-	445	91	-	-	-	5,036
-	(107)	-	-	-	-	-	-	(107)
132	2,091	661	2,998	2,837	-	-	424	32,183
-	-	-	-	-	-	-	4,602	4,602
-	-	-	-	-	-	-	2,138	2,138
791	23,697	1,163	7,845	7,596	11,520	-	7,164	208,484
170	138,683	(792)	12,869	10,510	(10,837)	16,738	(4,694)	42,554
(95)	(21,367)	131	(6,632)	(10,118)	10,837	29,422	-	-
\$ 75	\$ 117,316	\$ (661)	\$ 6,237	\$ 392	\$ -	\$ 46,160	\$ (4,694)	\$ 42,554

Asset Maintenance

Expenses by Fund

General	\$ 7,318
District Energy	31
Water	2,332
Sewer	1,839
	\$ 11,520

City of Prince George

Schedule 1 - Segment Disclosure - 2023

for the year ended December 31 (in thousands of dollars)	General Operating Fund				
	Protective Services	Community Services	Transportation Services	Planning & Environment Development	Sanitation & Waste Removal
REVENUES					
Taxation and Grants in Lieu, net	\$ -	\$ -	\$ -	\$ -	\$ -
Sales of Services, User Rates and Rentals	2,741	8,803	3,759	17	5,121
Investment Income and Actuarial Earnings	-	30	33	-	-
Development Cost Charges Contributions	-	-	-	-	-
Contributions from Other Governments and Agencies	425	1,434	-	75	-
Other Revenue	885	567	914	2,565	56
Gain (Loss) on Disposal of Tangible Capital Assets	-	-	-	-	-
Asset Contributions	-	-	-	-	-
	<u>4,051</u>	<u>10,834</u>	<u>4,706</u>	<u>2,657</u>	<u>5,177</u>
EXPENSES					
Labour and Benefits	28,165	13,241	10,202	1,900	1,073
Goods and Services	30,267	8,761	17,682	320	1,685
Debt Interest and Fiscal Services	1,489	1,198	996	-	6
Asset Retirement Obligation	-	-	-	-	-
Amortization	2,960	6,606	12,261	-	218
Prince George Public Library	-	-	-	-	-
Tourism Prince George Society	-	-	-	-	-
	<u>62,881</u>	<u>29,806</u>	<u>41,141</u>	<u>2,220</u>	<u>2,982</u>
NET SURPLUS (DEFICIT) BEFORE TRANSFERS	<u>(58,830)</u>	<u>(18,972)</u>	<u>(36,435)</u>	<u>437</u>	<u>2,195</u>
Transfers	<u>(1,483)</u>	<u>(1,815)</u>	<u>3,341</u>	<u>(55)</u>	<u>(2,425)</u>
ANNUAL SURPLUS (DEFICIT)	<u>\$ (60,313)</u>	<u>\$ (20,787)</u>	<u>\$ (33,094)</u>	<u>\$ 382</u>	<u>\$ (230)</u>

City of Prince George

Schedule 1 - Segment Disclosure - 2023

General Operating Fund

Public Health & Welfare	Administration	District Energy	Water	Sewer	Asset Maintenance	Reserves & Other Funds	Other Controlled Entities	Consolidated 2023
\$ -	\$ 136,672	\$ -	\$ -	\$ 221	\$ -	\$ -	1,936	\$ 138,829
849	469	606	18,098	16,097	-	-	79	56,639
-	4,173	2	473	259	-	8,199	94	13,263
-	-	-	48	98	44	539	-	729
-	21,242	-	-	-	570	2,217	344	26,307
-	3,352	-	206	140	(303)	896	132	9,410
-	-	-	-	-	-	(1,283)	-	(1,283)
-	-	-	494	485	-	3,660	-	4,639
849	165,908	608	19,319	17,300	311	14,228	2,585	248,533
447	11,393	41	2,262	2,865	4,506	-	-	76,095
192	6,688	360	1,836	1,676	6,105	-	-	75,572
4	622	2	455	115	-	-	-	4,887
-	1,514	-	-	-	-	-	-	1,514
81	1,990	661	2,973	2,720	-	-	391	30,861
-	-	-	-	-	-	-	4,148	4,148
-	-	-	-	-	-	-	2,402	2,402
724	22,207	1,064	7,526	7,376	10,611	-	6,941	195,479
125	143,701	(456)	11,793	9,924	(10,300)	14,228	(4,356)	53,054
(122)	(30,161)	(5)	(6,820)	(9,745)	10,300	38,990	-	-
\$ 3	\$ 113,540	\$ (461)	\$ 4,973	\$ 179	\$ -	\$ 53,218	\$ (4,356)	\$ 53,054

Asset Maintenance

Expenses by Fund

General	\$ 6,304
District Energy	19
Water	2,762
Sewer	1,526
	<u>\$ 10,611</u>

City of Prince George

Schedule 2 - Reserve Funds - 2024

for the year ended December 31 (in thousands of dollars)	General Capital (a)	Water Capital	Sewer Capital	Downtown Off- Street Parking	Computers & Equipment (b)
Reserve Funds					
Equity, Beginning of Year	\$ 27,104	\$ 20,234	\$ 23,730	\$ 8,293	\$ 3,932
Investment Income	1,435	1,158	1,330	426	202
MFA Debt Reserve Refund	-	12	5	1	-
	<u>1,435</u>	<u>1,170</u>	<u>1,335</u>	<u>427</u>	<u>202</u>
Transfers from (to)					
General Operating Fund	9,733	-	-	1,617	69
General Capital	(3,335)	38	51	(1)	(616)
District Energy Operating Fund	-	-	-	-	-
Water Operating Fund	-	9,636	-	-	-
Water Capital	-	(8,780)	-	-	-
Sewer Operating Fund	-	-	8,782	-	-
Sewer Capital	-	-	(9,118)	-	-
Land Capital	-	-	-	-	-
Other Reserves	(4,814)	-	-	-	758
	<u>1,584</u>	<u>894</u>	<u>(285)</u>	<u>1,616</u>	<u>211</u>
Equity, End of Year	\$ 30,123	\$ 22,298	\$ 24,780	\$ 10,336	\$ 4,345

City of Prince George

Schedule 2 - Reserve Funds

Land Development	Northern Capital & Planning	Snow Control	Road Rehabilitation	Safe Restart Grant	BC Growing Community Fund	Other Statutory & Regulated (c)	Total 2024
\$ -	\$ 6,624	\$ 2,236	\$ 3,139	\$ 3,228	\$ 12,994	\$ 57,461	\$ 168,975
(2)	333	215	281	161	654	2,914	9,107
-	-	-	-	-	-	48	66
(2)	333	215	281	161	654	2,962	9,173
-	(99)	(350)	6,660	(100)	(55)	5,015	22,490
(1,601)	(2,838)	-	(6,719)	-	(423)	(5,911)	(21,355)
-	-	-	-	-	-	403	403
-	-	-	-	-	-	-	9,636
-	-	-	-	-	-	-	(8,780)
-	-	-	-	-	-	(70)	8,712
-	-	-	-	-	-	70	(9,048)
(1,877)	-	-	-	-	-	-	(1,877)
3,480	-	-	-	-	-	576	-
2	(2,937)	(350)	(59)	(100)	(478)	83	181
\$ -	\$ 4,020	\$ 2,101	\$ 3,361	\$ 3,289	\$ 13,170	\$ 60,506	\$ 178,329

- (a) Gaming Reserve
Endowment Fund
Capital Expenditure Reserve
General Infrastructure Reinvestment Reserve
- (b) Mobile Equipment Reserve
Computer Equipment Reserve
- (c) Storm Drainage Reserve
Debt Reduction Reserve
Southwest Sector Recreation Reserves
Parkland Acquisition Reserve
Lease-in Lease-out Legacy Reserve
Extension - Ospika / Marleau Reserve
EVP Crown Land Forestry Reserve
Solid Waste Reserve
Transit Operating Reserve
Canada Community-Building Fund Reserve
Climate Action Revenue Reserve
Major Events Reserve
Miscellaneous Reserve
Performing Arts Reserve
Community Fibre Optic Reserve

City of Prince George Schedule 3 - Tangible Capital Assets - 2024

for the year ended December 31 (in thousands of dollars)	Assets Under Construction	Land	Buildings & Improvements	Vehicles, Machinery & Equip	Other
Cost					
Opening costs	\$ 20,316	\$ 107,295	\$ 320,262	\$ 67,670	\$ 1,983
Additions during the year	14,842	2,349	6,845	6,062	212
Asset Retirement Obligations	-	-	419	-	-
Transfers to tangible capital assets	(8,356)	200	3,136	2,490	-
Property held for resale	-	(287)	-	-	-
Assets under capital lease	-	-	-	207	-
Disposals	-	-	-	(3,012)	-
Closing costs	<u>26,802</u>	<u>109,557</u>	<u>330,662</u>	<u>73,417</u>	<u>2,195</u>
Accumulated Amortization					
Opening accumulated amortization	-	-	168,629	45,036	1,576
Amortization	-	-	9,519	4,747	328
Disposals	-	-	-	(2,908)	-
Closing accumulated amortization	<u>-</u>	<u>-</u>	<u>178,148</u>	<u>46,875</u>	<u>1,904</u>
Net Book Value of Tangible Capital Assets	<u>\$ 26,802</u>	<u>\$ 109,557</u>	<u>\$ 152,514</u>	<u>\$ 26,542</u>	<u>\$ 291</u>

City of Prince George

Schedule 3 - Tangible Capital Assets - 2024

Infrastructure

Infrastructure							Total 2024
Roads	Parks	Water	Sanitary Sewer	Storm Drainage	Energy & Comm		
\$ 360,146	\$ 51,746	\$ 201,480	\$ 149,527	\$ 92,180	\$ 20,188	\$	1,392,793
12,781	1,707	5,873	3,409	3,104	-		57,184
-	96	-	-	-	-		515
1,127	250	376	777	-	-		-
-	-	-	-	-	-		(287)
-	-	-	-	-	-		207
(2,400)	-	-	-	-	-		(5,412)
<u>371,654</u>	<u>53,799</u>	<u>207,729</u>	<u>153,713</u>	<u>95,284</u>	<u>20,188</u>		1,445,000
183,193	21,876	68,963	64,020	23,677	6,745		583,715
8,346	1,773	2,998	2,837	967	668		32,183
(2,053)	-	-	-	-	-		(4,961)
<u>189,486</u>	<u>23,649</u>	<u>71,961</u>	<u>66,857</u>	<u>24,644</u>	<u>7,413</u>		610,937
<u>\$ 182,168</u>	<u>\$ 30,150</u>	<u>\$ 135,768</u>	<u>\$ 86,856</u>	<u>\$ 70,640</u>	<u>\$ 12,775</u>	<u>\$</u>	834,063

City of Prince George

Schedule 3 - Tangible Capital Assets - 2023

for the year ended December 31 (in thousands of dollars)	Assets Under Construction	Land	Buildings & Improvements	Vehicles, Machinery & Equip	Other
Cost					
Opening costs	\$ 13,365	\$ 103,979	\$ 302,851	\$ 65,970	\$ 1,794
Additions during the year	13,882	744	1,442	3,291	189
Asset Retirement Obligations	-	2,611	11,412	-	-
Transfers to tangible capital assets	(6,931)	-	6,352	-	-
Property held for resale	-	-	-	-	-
Disposals	-	(39)	(1,795)	(1,591)	-
Closing costs	<u>20,316</u>	<u>107,295</u>	<u>320,262</u>	<u>67,670</u>	<u>1,983</u>
Accumulated Amortization					
Opening accumulated amortization	-	-	161,210	42,102	1,280
Amortization	-	-	9,196	4,494	296
Disposals	-	-	(1,777)	(1,560)	-
Closing accumulated amortization	<u>-</u>	<u>-</u>	<u>168,629</u>	<u>45,036</u>	<u>1,576</u>
Net Book Value of Tangible Capital Assets	<u>\$ 20,316</u>	<u>\$ 107,295</u>	<u>\$ 151,633</u>	<u>\$ 22,634</u>	<u>\$ 407</u>

City of Prince George

Schedule 3 - Tangible Capital Assets - 2023

Infrastructure

Infrastructure							
Roads	Parks	Water	Sanitary Sewer	Storm Drainage	Energy & Comm		Total 2023
\$ 352,180	\$ 48,320	\$ 195,434	\$ 147,750	\$ 88,676	\$ 20,188	\$	1,340,507
12,637	3,287	6,145	2,031	3,504	-		47,152
-	56	-	-	-	-		14,079
86	107	386	-	-	-		-
-	-	-	-	-	-		-
(4,757)	(24)	(485)	(254)	-	-		(8,945)
<u>360,146</u>	<u>51,746</u>	<u>201,480</u>	<u>149,527</u>	<u>92,180</u>	<u>20,188</u>		1,392,793
178,811	20,273	66,164	61,479	22,753	6,077		560,149
7,963	1,627	2,973	2,720	924	668		30,861
(3,581)	(24)	(174)	(179)	-	-		(7,295)
<u>183,193</u>	<u>21,876</u>	<u>68,963</u>	<u>64,020</u>	<u>23,677</u>	<u>6,745</u>		583,715
<u>\$ 176,953</u>	<u>\$ 29,870</u>	<u>\$ 132,517</u>	<u>\$ 85,507</u>	<u>\$ 68,503</u>	<u>\$ 13,443</u>	<u>\$</u>	809,078

This page intentionally left blank

City of Prince George

Schedule 4 - Statement of Financial Position - Trust Funds

as at December 31
(in thousands of dollars)

	2024	2023
ASSETS		
Cash and Cash Equivalents	\$ 3,270	\$ 3,141
ACCUMULATED SURPLUS		
Winter Games	116	110
Cemetery Care	3,142	3,019
Discovery Place	12	11
Elections Campaign	1	1
	<u>\$ 3,271</u>	<u>\$ 3,141</u>

Statement of Operations - Trust Funds

for the year ended December 31 (in thousands of dollars)	Winter Games	Cemetery Care	Discovery Place	Elections Campaign	2024 Total	2023 Total
Trust Funds						
Accumulated Surplus - Beginning of Year	\$ 110	\$ 3,019	\$ 11	\$ 1	\$ 3,141	\$ 3,011
Investment Income and Actuarial Earnings	6	154	1	-	161	158
Third Party Contributions	-	123	-	-	123	122
Transfers to/from						
General Operations to	-	(154)	-	-	(154)	(150)
	<u>6</u>	<u>123</u>	<u>1</u>	<u>-</u>	<u>130</u>	<u>130</u>
Accumulated Surplus - End of Year	<u>\$ 116</u>	<u>\$ 3,142</u>	<u>\$ 12</u>	<u>\$ 1</u>	<u>\$ 3,271</u>	<u>\$ 3,141</u>

NOTE:

As described in Note 1.a.iv of the Notes to the Consolidated Financial Statements, Trust Funds are not included in the City of Prince George Consolidated Financial Statements.

City of Prince George

Schedule 5 - Debt

as at December 31
(in thousands of dollars)

Bylaw SI/LA	Issue No.	Date of Issue	Purpose	Date of Maturity	Rate	Principal Outstanding December 31	Principal Outstanding Dec. 31, 2023	
General Capital Fund Debt								
7489/7361A	81	Apr 22/04	Snow Disposal	Apr 22/24	2.85	\$ -	\$ 4	
0112/7361	93	Apr 06/05	Snow Disposal	Apr 06/25	5.10	63	124	
0112/7486	93	Apr 06/05	Road Rehabilitation	Apr 06/25	5.10	129	254	
0112/7506	93	Apr 06/05	City Yard	Apr 06/25	5.10	29	58	
2005/7361	95	Oct 13/05	Snow Disposal	Oct 13/25	4.77	29	57	
2005/7486	95	Oct 13/05	Exhibition Grounds	Oct 13/25	4.77	63	124	
2005/7598	95	Oct 13/05	Exhibition Grounds	Oct 13/25	4.77	8	16	
2006/7486	97	Apr 19/06	Road Rehabilitation	Apr 19/26	1.53	145	213	
2006/7748/1	99	Oct 19/06	Exhibition Grounds	Oct 19/26	1.53	12	17	
2007/7505G	101	Aug 01/07	RCMP New Facility	Aug 01/27	3.39	569	748	
2516/7970	105	Apr 21/09	Cameron Street Bridge	Jun 03/29	2.25	819	964	
2516/8011	105	Apr 21/09	Cemetery Redevelopment	Jun 03/29	2.25	43	50	
2592/7970	110	Apr 08/10	Cameron Street Bridge	Apr 08/30	1.28	1,320	1,515	
2697/8284	118	Apr 11/12	River Rd. Reconstruction	Apr 11/32	3.39	1,904	2,111	
2477/7505	121	Apr 04/12	RCMP New Facility	Apr 04/32	3.39	4,828	5,343	
2760/8011	121	Apr 04/12	RCMP New Facility	Apr 04/32	3.39	650	719	
2760/8011	129	Jul 31/14	RCMP New Facility	Jul 31/34	2.00	5,000	5,500	
2948/8329	133	Oct 02/15	18th Ave Admin Bldg	Oct 02/35	2.75	1,900	2,040	
2948/8316	133	Oct 02/15	RCMP New Facility	Oct 02/35	2.75	8,754	9,397	
3044/8674	142	Oct 04/17	Foreman Road Landslide	Oct 04/37	3.15	715	759	
3072/8748	145	Apr 23/18	Kin 3 Arena Floor	Apr 23/38	3.15	755	798	
3136/8846	149	Oct 09/19	Nechako Riverside Park	Oct 09/39	2.24	506	532	
3153/8953	150	Apr 09/20	Kelly Rd North Culvert	Apr 09/40	1.99	557	587	
3208/8745	153	Apr 15/21	Second Ave Parkade	Apr 15/41	2.41	2,389	2,504	
3208/8889	153	Apr 15/21	Fire Hall #1 Replacement	Apr 15/41	2.41	13,153	13,782	
3248/8888	157	Apr 08/22	FSLP Replacement	Apr 08/42	3.36	23,479	24,502	
3248/9008	157	Apr 08/22	Mausoleum Exp Ph 2	Apr 08/42	3.36	1,215	1,268	
3248/9011	157	Apr 08/22	Masich Stdm Amenities	Apr 08/42	3.36	2,487	2,595	
3248/9012	157	Apr 08/22	Ron Brent Prk Redevelop	Apr 08/42	3.36	1,542	1,609	
3248/9013	157	Apr 08/22	14th Ave Upgrades	Apr 08/42	3.36	944	985	
3248/9014	157	Apr 08/22	Dmno/StLwrnc Signalizatio	Apr 08/42	3.36	460	480	
3248/9015	157	Apr 08/22	Hwy 16 West Frontage	Apr 08/42	3.36	737	769	
3248/9015	157	Apr 08/22	Goose Ctry Rd Culvert Rplc	Apr 08/42	3.36	387	404	
3337/9009	161	Apr 09/24	Civic Facility Roof Rplcmnt	Apr 09/44	4.44	3,615	-	
3337/9010	161	Apr 09/24	Acquatic Centre Renewal	Apr 09/44	4.44	786	-	
3337/9017	161	Apr 09/24	Street Light & Signal Repla	Apr 09/44	4.44	922	-	
						80,914	80,828	
Capital Lease - Concert Realty Services Ltd (Westel)					9.50	964	1,424	
Capital Lease - PNC Equipment Finance					7.49	188	-	
Equipment Loans - Municipal Finance Authority					(b)	11,704	13,775	
Total General Capital Fund Debt						\$ 93,770	\$ 96,027	
General Operating Fund Debt								
3100/8758	146	Sep 19/18	PG Pulpmill Road Erosion	Sep 19/38	3.20	308	326	
Downtown Incentives - Northern Development Initiative Trust					2029	0.00	1,860	2,313
Total General Operating Fund Debt						\$ 2,168	\$ 2,639	

(a) Future payments do not include actuarial amounts.

(b) The rate of interest on the equipment loans varied from 4.25% to 5.61% (2023 - 4.77% to 5.63%).

City of Prince George

Schedule 5 - Debt

FUTURE PAYMENTS (a)
(Including Principal and Interest)

	2025	2026	2027	2028	2029
\$	-	\$	-	\$	-
	64	-	-	-	-
	132	-	-	-	-
	30	-	-	-	-
	37	-	-	-	-
	81	-	-	-	-
	10	-	-	-	-
	51	43	-	-	-
	4	4	-	-	-
	212	212	165	165	-
	186	186	186	186	135
	10	10	10	10	7
	171	171	171	171	171
	286	286	286	286	286
	692	692	692	692	692
	93	93	93	93	93
	598	588	578	568	558
	189	189	189	189	189
	869	869	869	869	869
	69	69	69	69	69
	68	68	68	68	68
	38	38	38	38	38
	41	41	41	41	41
	175	175	175	175	175
	964	964	964	964	964
	1,855	1,855	1,855	1,855	1,855
	96	96	96	96	96
	196	196	196	196	196
	122	122	122	122	122
	75	75	75	75	75
	36	36	36	36	36
	58	58	58	58	58
	31	31	31	31	31
	287	287	287	287	287
	62	62	62	62	62
	73	73	73	73	73
	<u>7,961</u>	<u>7,589</u>	<u>7,485</u>	<u>7,475</u>	<u>7,246</u>
	585	202	-	-	-
	118	70	-	-	-
	<u>2,645</u>	<u>2,490</u>	<u>2,063</u>	<u>1,650</u>	<u>1,297</u>
\$	<u>11,309</u>	<u>\$ 10,351</u>	<u>\$ 9,548</u>	<u>\$ 9,125</u>	<u>\$ 8,543</u>
	28	28	28	28	28
	453	453	339	315	300
\$	<u>481</u>	<u>\$ 481</u>	<u>\$ 367</u>	<u>\$ 343</u>	<u>\$ 328</u>

City of Prince George

Schedule 5 - Debt

as at December 31
(in thousands of dollars)

Bylaw SI/LA	Issue No.	Date of Issue	Purpose	Date of Maturity	Rate	Principal Outstanding December 31	Principal Outstanding Dec. 31, 2023
Water Capital Fund Debt							
7489/7212	81	Apr 22/04	Water System	Apr 22/24	2.85	-	4
7489/7361	81	Apr 22/04	Water System-Hart Nech	Apr 22/24	2.85	-	11
0112/7361	93	Apr 06/05	Hart Nechako Supply	Apr 06/25	5.10	63	124
2005/7361A	95	Oct 13/05	Hart Nechako Supply	Oct 13/25	4.77	247	488
2005/7598A	95	Oct 25/05	Hart Nechako Supply	Oct 25/25	4.77	96	189
2006/7598	97	Apr 19/06	Hart Nechako Supply	Apr 19/26	1.53	22	32
2006/7748	97	Apr 19/06	Hart Nechako Supply	Apr 19/26	1.53	546	803
2006/7361	99	Oct 19/06	Cranbrook Hill Reservoir	Oct 19/26	1.53	160	236
2006/7748	99	Oct 19/06	Cranbrook Hill Reservoir	Oct 19/26	1.53	3	4
2007/7361W	101	Aug 01/07	Foothills Blvd Main	Aug 01/27	3.39	168	221
2007/7486W	101	Aug 01/07	Foothills Blvd Main	Aug 01/27	3.39	226	298
2008/7924	104	Nov 20/08	PW805 to Ferry	Nov 20/28	4.30	175	215
2697/8287	118	Apr 11/12	Simon Fraser Bridge Pipe	Apr 11/32	3.39	372	413
Total Water Capital Fund Debt						\$ 2,078	\$ 3,038

(a) Future payments do not include actuarial amounts.

City of Prince George

Schedule 5 - Debt

FUTURE PAYMENTS (a)
(Including Principal and Interest)

	2025	2026	2027	2028	2029
	-	-	-	-	-
	-	-	-	-	-
	64	-	-	-	-
	319	-	-	-	-
	124	-	-	-	-
	8	6	-	-	-
	192	162	-	-	-
	56	56	-	-	-
	1	1	-	-	-
	63	63	49	-	-
	84	84	65	-	-
	91	91	91	91	-
	112	112	112	112	112
	\$ 1,114	\$ 575	\$ 317	\$ 203	\$ 112

City of Prince George

Schedule 5 - Debt

as at December 31
(in thousands of dollars)

Bylaw SI/LA	Issue No.	Date of Issue	Purpose	Date of Maturity	Rate	Principal Outstanding December 31	Principal Outstanding Dec. 31, 2023
Sewer Capital Fund Debt							
7489/7211	81	Apr 22/04	Sanitary Sewer	Apr 22/24	2.85	\$ -	\$ 14
2006/7361/1	99	Oct 19/06	Blackburn Treatment Plant	Oct 19/26	1.53	11	16
2007/7361S	101	Aug 01/07	Blackburn Treatment Plant	Aug 01/27	3.39	48	63
2975/8515	137	Apr 19/16	Sanitary Sewer	Apr 19/36	2.60	1,027	1,095
3136/8722	149	Oct 09/19	Sanitary Sewer	Oct 09/39	2.24	1,271	1,337
3270/8911	158	Sep 23/22	Dunbar PI Sewer Extn	Apr 09/40	4.09	125	130
Total Sewer Capital Fund Debt						\$ 2,482	\$ 2,655
TOTAL DEBT						\$ 100,498	\$ 104,359

(a) Future payments do not include actuarial amounts.

City of Prince George

Schedule 5 - Debt

FUTURE PAYMENTS (a)
(Including Principal and Interest)

2025	2026	2027	2028	2029
\$ -	\$ -	\$ -	\$ -	\$ -
4	4	-	-	-
18	18	14	-	-
93	93	93	93	93
94	94	94	94	94
10	10	10	10	10
<u>\$ 219</u>	<u>\$ 219</u>	<u>\$ 211</u>	<u>\$ 197</u>	<u>\$ 197</u>
<u>\$ 13,123</u>	<u>\$ 11,626</u>	<u>\$ 10,443</u>	<u>\$ 9,868</u>	<u>\$ 9,180</u>



Tax exemptions

Revitalization tax exemptions 102
Permissive tax exemptions 109



Revitalization Tax Exemptions

Downtown Revitalization Tax Exemptions

The City coordinates incentive programs that have helped to attract more than \$50 million dollars in investment to Prince George's downtown. They have stimulated new housing, hotels, retail and restaurants, Prince George's first craft brewery and improvements to existing buildings.

The Revitalization Tax Exemption provides ten-year municipal tax exemptions for eligible projects:

- For new buildings, the tax exemption is applied to the full value of the project, calculated on the assessed value of the completed project.
- On renovations, the exemption is applied to any increase in municipal taxes that would result from the increased property assessment associated with the improvement

Over the past several years, the City has partnered with Northern Development Initiative Trust (NDIT) to provide an option for developers who wish to take the value of the ten-year tax exemption as a lump sum payment up-front. All of the available funds have now been allocated.

SUMMARY DOWNTOWN REVITALIZATION EXEMPTION BYLAW 8370, 2011 APPLICATIONS FOR PROPERTY TAX EXEMPTION

Name	Address	Tax Year	
		2023	2024
Days Canada Limited	444 George Street	\$60,288.76	\$-
Great Steakhouse Inc	550-582 George Street	\$23,721.57	\$-
Number 270 Holdings Ltd	1320 2nd Ave	\$6,037.44	\$5,861.61
Cimo Land Corp	601 Victoria	\$3,189.99	\$3,377.51
Workers Capital (PG) Holdiongs	500 Quebec	\$73,926.52	\$71,646.74
Mackenzie Data	180 Victoria	\$1,767.91	\$1,658.49
GKL Properties Ltd	1303 3rd Ave	\$6,808.18	\$7,299.77
1054594 BC Ltd	508 George	\$6,230.12	\$6,341.00
Nanacy O's Restaurant Group Inc	1253 3rd Avwe	\$18,208.21	\$19,691.96
1127695 BC Ltd	787 Vancouver St	\$18,208.00	\$18,627.45
Parkhouse Ph 1	1087 6th Ave	\$75,349.93	\$81,434.12
Mundi SDR	585 Dominion	\$123,316.00	\$194,207.00
Second Act Investments Inc	310 Vancouver St	\$5,412.27	\$5,274.58
Mitch McLeof Engineering Inc	1395 5Th Ave	\$2,490.22	\$2,754.50
RMG Enterprises Inc	185 Quebec	\$6,405.48	\$6,519.97
PG Student Housing Ltd	1404 Patricia Boulevard	\$295,170.13	\$311,683.91
TOTAL DOWNTOWN REVITALIZATION BYLAW 8370, 2011		\$726,530.73	\$736,378.61

SUMMARY DOWNTOWN REVITALIZATION EXEMPTION BYLAW 8370, 2011
 APPLICATIONS FOR EARLY BENEFIT PAYOUT

Name		Tax Year	
		2023	2024
Investgo Ventures	1699 7th Avenue	\$12,566.00	\$-
Bank of Nova Scotia	1488 4th Avenue	\$24,370.00	\$-
All West Glass	1011 Victoria Street	\$34,884.60	\$34,884.60
Royal Bank of Canada	550 Victoria Street	\$70,000.00	\$70,000.00
Re/Max	611 Brunswick Street	\$8,626.90	\$8,626.90
CBI - Money Concepts	492 Victoria Street	\$21,948.60	\$21,948.60
1034857 BC Ltd	1165 5th Avenue	\$2,575.00	\$2,575.00
Homework Lifestyles	1245 3rd Avenue	\$14,438.00	\$14,438.00
Marriot Hotel	900 Brunswick Street	\$300,000.00	\$300,000.00
Dr. Silver Ophthalmology	1360 5th Avenue	\$400.00	\$400.00
TOTAL DOWNTOWN REVITALIZATION BYLAW 8370, 2011 (EARLY BENEFIT)		\$489,809.10	\$452,873.10

Revitalization Tax Exemptions

Multi-Family Housing Incentives

The City of Prince George offers an incentive program for multi-family housing located in key growth areas that incorporates adaptable housing standards into 50% of the units.

The program offers tax exemptions and reductions in development cost charges for market and non-market housing projects that include three or more attached units (single-family dwellings and duplexes are not eligible).

The program's goals:

- Creating a wider variety of housing options to serve all of our residents
- Developing housing that is more accessible for seniors and people who use mobility devices
- Creating walkable neighbourhoods by developing multi-family housing in areas that are served by transit and close to amenities
- Reducing barriers to non-profit housing providers developing affordable housing projects

CIVIC ADDRESS	LEGAL DESCRIPTION	EXEMPTION
105-1444 20TH AVE	SL 1 District Lot 343 Plan EPS4459	1,581.29
106-1444 20TH AVE	SL 2 District Lot 343 Plan EPS4459	1,737.03
103-1444 20TH AVE	SL 3 District Lot 343 Plan EPS4459	1,407.59
104-1444 20TH AVE	SL 4 District Lot 343 Plan EPS4459	1,407.59
101-1444 20TH AVE	SL 5 District Lot 343 Plan EPS4459	1,503.43
102-1444 20TH AVE	SL 6 District Lot 343 Plan EPS4459	1,503.43

CIVIC ADDRESS	LEGAL DESCRIPTION	EXEMPTION
100-1444 20TH AVE	SL 7 District Lot 343 Plan EPS4459	1,467.49
108-1444 20TH AVE	SL 8 District Lot 343 Plan EPS4459	2,024.54
107-1444 20TH AVE	SL 9 District Lot 343 Plan EPS4459	2,018.55
110-1444 20TH AVE	SL 10 District Lot 343 Plan EPS4459	2,036.52
109-1444 20TH AVE	SL 11 District Lot 343 Plan EPS4459	2,036.52
112-1444 20TH AVE	SL 12 District Lot 343 Plan EPS4459	2,036.52
111-1444 20TH AVE	SL 13 District Lot 343 Plan EPS4459	2,036.52
114-1444 20TH AVE	SL 14 District Lot 343 Plan EPS4459	2,018.55
113-1444 20TH AVE	SL 15 District Lot 343 Plan EPS4459	2,024.54
115-1444 20TH AVE	SL 16 District Lot 343 Plan EPS4459	2,018.55
116-1444 20TH AVE	SL 17 District Lot 343 Plan EPS4459	2,072.45
118-1444 20TH AVE	SL 18 District Lot 343 Plan EPS4459	1,335.71
117-1444 20TH AVE	SL 19 District Lot 343 Plan EPS4459	1,323.73
120-1444 20TH AVE	SL 20 District Lot 343 Plan EPS4459	2,114.38
119-1444 20TH AVE	SL 21 District Lot 343 Plan EPS4459	2,018.55
122-1444 20TH AVE	SL 22 District Lot 343 Plan EPS4459	2,018.55
121-1444 20TH AVE	SL 23 District Lot 343 Plan EPS4459	2,036.52
123-1444 20TH AVE	SL 24 District Lot 343 Plan EPS4459	2,114.38
124-1444 20TH AVE	SL 25 District Lot 343 Plan EPS4459	2,036.52
126-1444 20TH AVE	SL 26 District Lot 343 Plan EPS4459	1,335.71
125-1444 20TH AVE	SL 27 District Lot 343 Plan EPS4459	2,006.57
127-1444 20TH AVE	SL 28 District Lot 343 Plan EPS4459	2,126.36
221-1444 20TH AVE	SL 29 District Lot 343 Plan EPS4459	832.58
220-1444 20TH AVE	SL 30 District Lot 343 Plan EPS4459	802.63
219-1444 20TH AVE	SL 31 District Lot 343 Plan EPS4459	802.63
218-1444 20TH AVE	SL 32 District Lot 343 Plan EPS4459	832.58
216-1444 20TH AVE	SL 33 District Lot 343 Plan EPS4459	892.47
217-1444 20TH AVE	SL 34 District Lot 343 Plan EPS4459	886.48
214-1444 20TH AVE	SL 35 District Lot 343 Plan EPS4459	886.48
215-1444 20TH AVE	SL 36 District Lot 343 Plan EPS4459	880.49
212-1444 20TH AVE	SL 37 District Lot 343 Plan EPS4459	880.49
213-1444 20TH AVE	SL 38 District Lot 343 Plan EPS4459	886.48
210-1444 20TH AVE	SL 39 District Lot 343 Plan EPS4459	886.48
211-1444 20TH AVE	SL 40 District Lot 343 Plan EPS4459	886.48
208-1444 20TH AVE	SL 41 District Lot 343 Plan EPS4459	886.48
209-1444 20TH AVE	SL 42 District Lot 343 Plan EPS4459	892.47

CIVIC ADDRESS	LEGAL DESCRIPTION	EXEMPTION
206-1444 20TH AVE	SL 43 District Lot 343 Plan EPS4459	886.48
207-1444 20TH AVE	SL 44 District Lot 343 Plan EPS4459	880.49
204-1444 20TH AVE	SL 45 District Lot 343 Plan EPS4459	826.59
205-1444 20TH AVE	SL 46 District Lot 343 Plan EPS4459	826.59
203-1444 20TH AVE	SL 47 District Lot 343 Plan EPS4459	826.59
202-1444 20TH AVE	SL 48 District Lot 343 Plan EPS4459	826.59
201-1444 20TH AVE	SL 49 District Lot 343 Plan EPS4459	1,281.81
200-1444 20TH AVE	SL 50 District Lot 343 Plan EPS4459	1,275.82
222-1444 20TH AVE	SL 51 District Lot 343 Plan EPS4459	1,335.71
223-1444 20TH AVE	SL 52 District Lot 343 Plan EPS4459	2,018.55
224-1444 20TH AVE	SL 53 District Lot 343 Plan EPS4459	2,000.58
225-1444 20TH AVE	SL 54 District Lot 343 Plan EPS4459	2,000.58
226-1444 20TH AVE	SL 55 District Lot 343 Plan EPS4459	2,000.58
227-1444 20TH AVE	SL 56 District Lot 343 Plan EPS4459	2,000.58
228-1444 20TH AVE	SL 57 District Lot 343 Plan EPS4459	2,000.58
229-1444 20TH AVE	SL 58 District Lot 343 Plan EPS4459	2,036.52
230-1444 20TH AVE	SL 59 District Lot 343 Plan EPS4459	2,036.52
231-1444 20TH AVE	SL 60 District Lot 343 Plan EPS4459	2,036.52
232-1444 20TH AVE	SL 61 District Lot 343 Plan EPS4459	2,036.52
233-1444 20TH AVE	SL 62 District Lot 343 Plan EPS4459	2,018.55
234-1444 20TH AVE	SL 63 District Lot 343 Plan EPS4459	2,024.54
235-1444 20TH AVE	SL 64 District Lot 343 Plan EPS4459	2,000.58
236-1444 20TH AVE	SL 65 District Lot 343 Plan EPS4459	2,072.45
238-1444 20TH AVE	SL 66 District Lot 343 Plan EPS4459	1,389.62
237-1444 20TH AVE	SL 67 District Lot 343 Plan EPS4459	1,317.75
240-1444 20TH AVE	SL 68 District Lot 343 Plan EPS4459	2,126.36
239-1444 20TH AVE	SL 69 District Lot 343 Plan EPS4459	1,994.59
242-1444 20TH AVE	SL 70 District Lot 343 Plan EPS4459	2,018.55
241-1444 20TH AVE	SL 71 District Lot 343 Plan EPS4459	2,126.36
243-1444 20TH AVE	SL 72 District Lot 343 Plan EPS4459	2,042.50
244-1444 20TH AVE	SL 73 District Lot 343 Plan EPS4459	2,036.52
246-1444 20TH AVE	SL 74 District Lot 343 Plan EPS4459	1,335.71
245-1444 20TH AVE	SL 75 District Lot 343 Plan EPS4459	2,012.56
247-1444 20TH AVE	SL 76 District Lot 343 Plan EPS4459	2,042.50
321-1444 20TH AVE	SL 77 District Lot 343 Plan EPS4459	832.58
320-1444 20TH AVE	SL 78 District Lot 343 Plan EPS4459	802.63

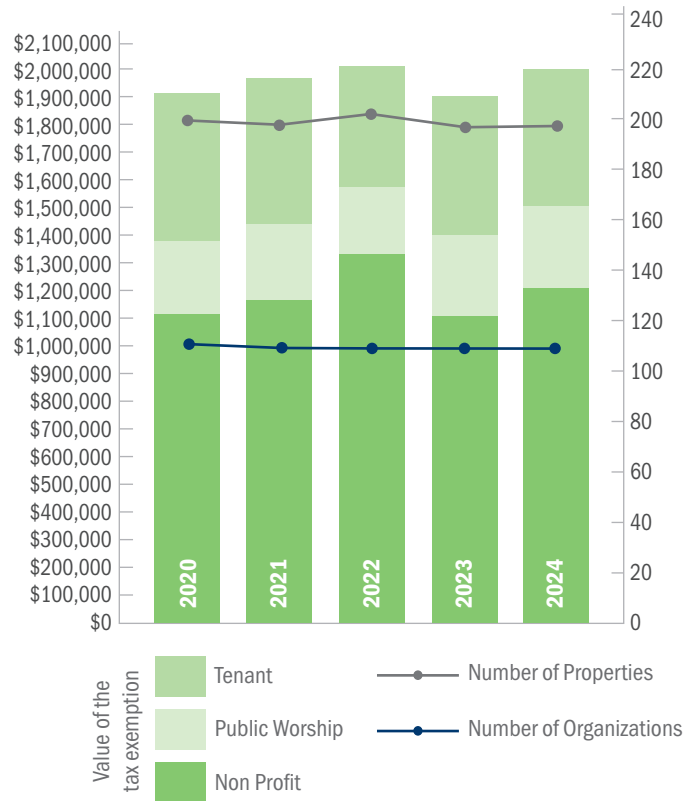
CIVIC ADDRESS	LEGAL DESCRIPTION	EXEMPTION
319-1444 20TH AVE	SL 79 District Lot 343 Plan EPS4459	796.64
318-1444 20TH AVE	SL 80 District Lot 343 Plan EPS4459	832.58
316-1444 20TH AVE	SL 81 District Lot 343 Plan EPS4459	880.49
317-1444 20TH AVE	SL 82 District Lot 343 Plan EPS4459	886.48
314-1444 20TH AVE	SL 83 District Lot 343 Plan EPS4459	880.49
315-1444 20TH AVE	SL 84 District Lot 343 Plan EPS4459	880.49
312-1444 20TH AVE	SL 85 District Lot 343 Plan EPS4459	880.49
313-1444 20TH AVE	SL 86 District Lot 343 Plan EPS4459	886.48
310-1444 20TH AVE	SL 87 District Lot 343 Plan EPS4459	886.48
311-1444 20TH AVE	SL 88 District Lot 343 Plan EPS4459	886.48
308-1444 20TH AVE	SL 89 District Lot 343 Plan EPS4459	892.47
309-1444 20TH AVE	SL 90 District Lot 343 Plan EPS4459	892.47
306-1444 20TH AVE	SL 91 District Lot 343 Plan EPS4459	886.48
307-1444 20TH AVE	SL 92 District Lot 343 Plan EPS4459	880.49
304-1444 20TH AVE	SL 93 District Lot 343 Plan EPS4459	892.47
305-1444 20TH AVE	SL 94 District Lot 343 Plan EPS4459	820.60
303-1444 20TH AVE	SL 95 District Lot 343 Plan EPS4459	826.59
302-1444 20TH AVE	SL 96 District Lot 343 Plan EPS4459	826.59
301-1444 20TH AVE	SL 97 District Lot 343 Plan EPS4459	1,281.81
300-1444 20TH AVE	SL 98 District Lot 343 Plan EPS4459	1,275.82
322-1444 20TH AVE	SL 99 District Lot 343 Plan EPS4459	1,335.71
324-1444 20TH AVE	SL 100 District Lot 343 Plan EPS4459	2,018.55
323-1444 20TH AVE	SL 101 District Lot 343 Plan EPS4459	2,018.55
326-1444 20TH AVE	SL 102 District Lot 343 Plan EPS4459	1,994.59
325-1444 20TH AVE	SL 103 District Lot 343 Plan EPS4459	2,006.57
328-1444 20TH AVE	SL 104 District Lot 343 Plan EPS4459	2,024.54
327-1444 20TH AVE	SL 105 District Lot 343 Plan EPS4459	2,024.54
330-1444 20TH AVE	SL 106 District Lot 343 Plan EPS4459	2,042.50
329-1444 20TH AVE	SL 107 District Lot 343 Plan EPS4459	2,042.50
332-1444 20TH AVE	SL 108 District Lot 343 Plan EPS4459	2,042.50
331-1444 20TH AVE	SL 109 District Lot 343 Plan EPS4459	2,036.52
334-1444 20TH AVE	SL 110 District Lot 343 Plan EPS4459	2,024.54
333-1444 20TH AVE	SL 111 District Lot 343 Plan EPS4459	2,018.55
335-1444 20TH AVE	SL 112 District Lot 343 Plan EPS4459	2,024.54
336-1444 20TH AVE	SL 113 District Lot 343 Plan EPS4459	2,066.46
338-1444 20TH AVE	SL 114 District Lot 343 Plan EPS4459	1,335.71

CIVIC ADDRESS	LEGAL DESCRIPTION	EXEMPTION
337-1444 20TH AVE	SL 115 District Lot 343 Plan EPS4459	1,323.73
340-1444 20TH AVE	SL 116 District Lot 343 Plan EPS4459	2,036.52
339-1444 20TH AVE	SL 117 District Lot 343 Plan EPS4459	2,018.55
342-1444 20TH AVE	SL 118 District Lot 343 Plan EPS4459	2,018.55
341-1444 20TH AVE	SL 119 District Lot 343 Plan EPS4459	2,042.50
343-1444 20TH AVE	SL 120 District Lot 343 Plan EPS4459	2,036.52
344-1444 20TH AVE	SL 121 District Lot 343 Plan EPS4459	2,042.50
346-1444 20TH AVE	SL 122 District Lot 343 Plan EPS4459	1,389.62
345-1444 20TH AVE	SL 123 District Lot 343 Plan EPS4459	2,042.50
347-1444 20TH AVE	SL 124 District Lot 343 Plan EPS4459	2,024.54
421-1444 20TH AVE	SL 125 District Lot 343 Plan EPS4459	814.61
420-1444 20TH AVE	SL 126 District Lot 343 Plan EPS4459	784.66
419-1444 20TH AVE	SL 127 District Lot 343 Plan EPS4459	784.66
418-1444 20TH AVE	SL 128 District Lot 343 Plan EPS4459	814.61
416-1444 20TH AVE	SL 129 District Lot 343 Plan EPS4459	868.51
417-1444 20TH AVE	SL 130 District Lot 343 Plan EPS4459	868.51
414-1444 20TH AVE	SL 131 District Lot 343 Plan EPS4459	868.51
415-1444 20TH AVE	SL 132 District Lot 343 Plan EPS4459	868.51
412-1444 20TH AVE	SL 133 District Lot 343 Plan EPS4459	868.51
413-1444 20TH AVE	SL 134 District Lot 343 Plan EPS4459	868.51
410-1444 20TH AVE	SL 135 District Lot 343 Plan EPS4459	868.51
411-1444 20TH AVE	SL 136 District Lot 343 Plan EPS4459	868.51
408-1444 20TH AVE	SL 137 District Lot 343 Plan EPS4459	868.51
409-1444 20TH AVE	SL 138 District Lot 343 Plan EPS4459	874.50
406-1444 20TH AVE	SL 139 District Lot 343 Plan EPS4459	868.51
407-1444 20TH AVE	SL 140 District Lot 343 Plan EPS4459	868.51
404-1444 20TH AVE	SL 141 District Lot 343 Plan EPS4459	904.45
405-1444 20TH AVE	SL 142 District Lot 343 Plan EPS4459	802.63
403-1444 20TH AVE	SL 143 District Lot 343 Plan EPS4459	814.61
402-1444 20TH AVE	SL 144 District Lot 343 Plan EPS4459	802.63
401-1444 20TH AVE	SL 145 District Lot 343 Plan EPS4459	1,251.86
400-1444 20TH AVE	SL 146 District Lot 343 Plan EPS4459	1,227.90
422-1444 20TH AVE	SL 147 District Lot 343 Plan EPS4459	1,335.71
424-1444 20TH AVE	SL 148 District Lot 343 Plan EPS4459	2,018.55
423-1444 20TH AVE	SL 149 District Lot 343 Plan EPS4459	2,018.55
426-1444 20TH AVE	SL 150 District Lot 343 Plan EPS4459	1,994.59

CIVIC ADDRESS	LEGAL DESCRIPTION	EXEMPTION
425-1444 20TH AVE	SL 151 District Lot 343 Plan EPS4459	2,000.58
428-1444 20TH AVE	SL 152 District Lot 343 Plan EPS4459	2,012.56
427-1444 20TH AVE	SL 153 District Lot 343 Plan EPS4459	2,012.56
430-1444 20TH AVE	SL 154 District Lot 343 Plan EPS4459	2,102.40
429-1444 20TH AVE	SL 155 District Lot 343 Plan EPS4459	2,018.55
432-1444 20TH AVE	SL 156 District Lot 343 Plan EPS4459	2,108.39
431-1444 20TH AVE	SL 157 District Lot 343 Plan EPS4459	2,018.55
434-1444 20TH AVE	SL 158 District Lot 343 Plan EPS4459	2,006.57
433-1444 20TH AVE	SL 159 District Lot 343 Plan EPS4459	2,006.57
435-1444 20TH AVE	SL 160 District Lot 343 Plan EPS4459	2,096.41
436-1444 20TH AVE	SL 161 District Lot 343 Plan EPS4459	2,072.45
438-1444 20TH AVE	SL 162 District Lot 343 Plan EPS4459	1,389.62
437-1444 20TH AVE	SL 163 District Lot 343 Plan EPS4459	1,323.73
440-1444 20TH AVE	SL 164 District Lot 343 Plan EPS4459	2,018.55
439-1444 20TH AVE	SL 165 District Lot 343 Plan EPS4459	2,018.55
442-1444 20TH AVE	SL 166 District Lot 343 Plan EPS4459	2,018.55
441-1444 20TH AVE	SL 167 District Lot 343 Plan EPS4459	2,024.54
443-1444 20TH AVE	SL 168 District Lot 343 Plan EPS4459	2,018.55
444-1444 20TH AVE	SL 169 District Lot 343 Plan EPS4459	2,018.55
446-1444 20TH AVE	SL 170 District Lot 343 Plan EPS4459	1,335.71
445-1444 20TH AVE	SL 171 District Lot 343 Plan EPS4459	2,024.54
447-1444 20TH AVE	SL 172 District Lot 343 Plan EPS4459	2,018.55
101-1694 7TH AVE	STLT 2 DL 343 PL EPS5428	2,713.36
102-1694 7TH AVE	STLT 1 DL 343 PL EPS5428	2,785.23
103-1694 7TH AVE	STLT 3 DL 343 PL EPS5428	2,587.57
201-1694 7TH AVE	STLT 5 DL 343 PL EPS5428	2,719.35
202-1694 7TH AVE	STLT 4 DL 343 PL EPS5428	2,797.21
203-1694 7TH AVE	STLT 6 DL 343 PL EPS5428	2,719.35
301-1694 7TH AVE	STLT 8 DL 343 PL EPS5428	2,719.35
302-1694 7TH AVE	STLT 7 DL 343 PL EPS5428	2,797.21
303-1694 7TH AVE	STLT 9 DL 343 PL EPS5428	2,719.35
1811 Spruce Street	LOT 1 DISTRICT LOT 343 PLAN EPP54485	4,881.65
4413 Glenshee Road		63,204.84
	TOTAL EXEMPTION	353,174.63

Permissive Tax Exemptions

The City may provide permissive tax exemptions to non-profit organizations as a means of achieving its economic, social, and cultural objectives related to enhancing the community's quality of live and delivering services economically. There is no obligation on the part of Council to grant exemptions.



NON PROFIT	LEGAL DESCRIPTION	CIVIC ADDRESS	EXEMPTION AMOUNT
Aboriginal Housing Society	LOT 2 DISTRICT LOT 343 PLAN EPP 113718	1919 17th Avenue	30,389.45
AiMHi - Prince George Association for Community Living	LOT 13 BLOCK 110 DISTRICT LOT 343 PLAN 1268	1686 -1680 Burden St	3,036.80
AiMHi - Prince George Association for Community Living	LOT 11 BLOCK K DISTRICT LOT 936 PLAN 10005	1873 Garden Dr	2,833.15
AiMHi - Prince George Association for Community Living	LOT 3-4 BLOCK 81 DISTRICT LOT 937 PLAN 752	269 Kelly Street	2,306.05
AiMHi - Prince George Association for Community Living	LOT 56 DISTRICT LOT 938 PLAN 9107	2655 Hammond Ave	1,898.75
AiMHi - Prince George Association for Community Living	LOT 85 DISTRICT LOT 938 PLAN 9107	2720 Hammond Ave	2,192.25
AiMHi - Prince George Association for Community Living	LOT 19 DISTRICT LOT 937 PLAN 13198	167 Patterson St S	2,689.40
AiMHi - Prince George Association for Community Living	LOT 70 DISTRICT LOT 1427 PLAN 21638	127 Duncan Place	2,857.11
AiMHi - Prince George Association for Community Living	LOT 37 DISTRICT LOT 1427 PLAN 15089	501 Radcliffe Dr	3,000.86
AiMHi - Prince George Association for Community Living	LOT A DISTRICT LOT 2507 PLAN BCP35414	950 Kerry St	33,625.47
AiMHi - Prince George Association for Community Living	LOT 9 DISTRICT LOT 2507 PLAN 20258	1350 Genevieve Cres	2,336.00
AiMHi - Prince George Association for Community Living	LOT 112 DISTRICT LOTS 2507 AND 2610 PLAN 20829	4212 Ness Ave	2,497.73
AiMHi - Prince George Association for Community Living	LOT 67 DISTRICT LOT 2507 PLAN 15185	1250 Parsnip Cres	2,300.06

NON PROFIT	LEGAL DESCRIPTION	CIVIC ADDRESS	EXEMPTION AMOUNT
AiMHi - Prince George Association for Community Living	LOT A DISTRICT LOT 2608 PLAN 19970	4404 1st Ave	1,743.02
AiMHi - Prince George Association for Community Living	LOT 35 DISTRICT LOT 2608 PLAN 20043	4440 1st Ave	1,749.01
AiMHi - Prince George Association for Community Living	LOT 36 DISTRICT LOT 2608 PLAN 20043	4444 1st Ave	1,743.02
AiMHi - Prince George Association for Community Living	LOT 11 DISTRICT LOT 482 PLAN 22883	341 Mullett Cres	2,371.94
AiMHi - Prince George Association for Community Living	LOT 7 DISTRICT LOT 482 PLAN 22902	4703 Freimuller Ave	3,078.73
AiMHi - Prince George Association for Community Living	LOT 73 DISTRICT LOT 2507 PLAN 22108	386 Green Place	3,114.67
AiMHi - Prince George Association for Community Living	LOT 136 DISTRICT LOT 2507 PLAN 20916	4358 Eaglenest Cres	2,976.91
AiMHi - Prince George Association for Community Living	LOT A DISTRICT LOT 2610 PLAN 22059	483 Brigade Dr	2,126.36
AiMHi - Prince George Association for Community Living	LOT B DISTRICT LOT 2610 PLAN 22059	475 Brigade Dr	2,084.43
AiMHi - Prince George Association for Community Living	LOT 25 DISTRICT LOT 2507 PLAN 21450	4255 Trapper Ave	2,803.20
AiMHi - Prince George Association for Community Living	LOT 1 DISTRICT LOT 8174 PLAN 27831	2690 Ospika Blvd	3,587.86
AiMHi - Prince George Association for Community Living	LOT 44 DISTRICT LOT 8172 PLAN 18944	2471 Lisgar Cres	3,006.85
AiMHi - Prince George Association for Community Living	LOT 68 DISTRICT LOT 8178 PLAN 20375	2896 Sycamore Cres	2,575.59
AiMHi - Prince George Association for Community Living	LOT 276 DISTRICT LOT 2611 PLAN 21607	4057 Campbell Ave	2,461.79
AiMHi - Prince George Association for Community Living	LOT 1 DISTRICT LOT 777 PLAN 18598	2440 Abbott Cres	1,934.69
AiMHi - Prince George Association for Community Living	LOT 15 DISTRICT LOT 913 PLAN 16511	128 Aitken Cres	2,240.17
AiMHi - Prince George Association for Community Living	PARCEL B (PL20543) BLOCK 6 DISTRICT LOT 933 PLAN 727	930-940 LaSalle Ave	4,421.03
AiMHi - Prince George Association for Community Living	LOT 44 DISTRICT LOT 754 PLAN 22374	7742 Lemoyne Pl	2,443.82
AiMHi - Prince George Association for Community Living	LOT 2 DISTRICT LOT 2003 PLAN PGP36193	6899 Dakelh Ti	4,198.81
AiMHi - Prince George Association for Community Living	LOT 50 DISTRICT LOT 2426 PLAN 20751	10057 Kelly Rd N	2,761.27
AiMHi - Prince George Association for Community Living	LOT 1 DISTRICT LOT 4041 PLAN 15791	3990 Northwood Pulpmill Rd	3,336.29
AiMHi - Prince George Association for Community Living	LOT 3 DISTRICT LOT 4047 PLAN 34879	3036 Seton Cres	3,060.76
AiMHi - Prince George Association for Community Living	LOT 31 DISTRICT LOT 4048 PLAN 20604	6839 Lilac Cres	2,222.20
AiMHi - Prince George Association for Community Living	LOT 207 DISTRICT LOT 2608 PLAN 22362	4333 Galinis Ave	3,420.15
AiMHi - Prince George Association for Community Living	LOT 7-9 BLOCK 226 DISTRICT LOT 343 PLAN 1268	334 15th Avenue	2,653.46
AWAC-An Association Advocating for Women and Children	LOT 2 DISTRICT LOT 343 PLAN BCP1317	144 George St	24,380.30
Canadian Cancer Society	LOT 1 DISTRICT LOT 343 PLAN 18364	1100 Alward St	143,820.30
Canadian Mental Health Association	LOT A DISTRICT LOT 933 PLAN EPP114197	2816 Norwood St	10,519.86
Canadian Mental Health Association	LOT 3 DISTRICT LOT 933 PLAN 24282	2652 Moss Ave	2,270.12
Carefree Society	LOT 9-11 BLOCK 26 DISTRICT LOT 933 PLAN 727	2832 Queensway	3,677.56

NON PROFIT	LEGAL DESCRIPTION	CIVIC ADDRESS	EXEMPTION AMOUNT
Carney Hill Neighbourhood Centre Society	PARCEL A (PN13508) BLOCK 6 DISTRICT LOT 932 PLAN 796	2105 Pine St	2,740.91
Carrier Sekani Family Services	LOT 1- 5 BLOCK 148 DISTRICT LOT 343 PLAN 1268	987 4th Ave	19,765.04
Carrier Sekani Family Services	LOT 15 DISTRICT LOT 482 PLAN 22883	357 Mullet Cr	2,923.00
Carrier Sekani Family Services	LOT 26 DISTRICT LOT 753 PLAN 25686	2668 Hollandia Dr	2,863.10
Carrier Sekani Family Services	LOT 8-10 BLOCK 137 DISTRICT LOT 343 PLAN 1268	835 3rd Ave	10,959.41
Carrier Sekani Family Services	LOT 5 BLOCK K DISTRICT LOT 777 PLAN 5566	2025 Victoria St	5,970.54
Carrier Sekani Family Services	LOT 16-17 BLOCK 136 DISTRICT LOT 343 PLAN 1268	970 4th Avenue	17,288.91
Cerebral Palsy Association of Prince George and District (Child Development Centre)	LOT A DISTRICT LOT 777 PLAN 21321	1687 Strathcona Ave	9,470.81
Child Development Centre of Prince George and District Association	LOT 1-2 BLOCK 12 DISTRICT LOT 777 PLAN 649	2315 Spruce Street	3,917.84
Child Development Centre of Prince George and District Association	LOT 4 DISTRICT LOT 777 PLAN 19518	1777 Strathcona Street	1,248.32
ElksLodge 122	LOTS 1-4 & PCL B BLOCK 29 DISTRICT LOT 937 PLAN 752	663 Douglas Street	2,066.46
Emmaus Place Society	LOT 5 DISTRICT LOT 2003 PLAN 13729	6373 Hillcrest Place	2,940.97
Fraser Fort George Museum Society	LOT A DISTRICT LOT 343 PLAN PGP46330 & DISTRICT LOT 417	333 Becott Place	60,382.25
Hart Highlands Winter Club	LOT A DISTRICT LOT 4047 PLAN 16588, EXCEPT PLANS 17497, 26390 AND 26391	3740 Winslow Dr	4,738.87
Hart Highlands Winter Club	LOT B DISTRICT LOT 4047 PLAN 17956	6168 Crown Dr	13,117.55
Hart Pioneer Centre Association	LOT 1 DISTRICT LOT 4047 PLAN PGP42458	6986 Hart Highway	14,519.76
Immigrant and Multicultural Services Society of Prince George	LOT 16-19 BLOCK 21 DISTRICT LOT 343 PLAN 1268	1270 2nd Ave	19,662.47
Immigrant and Multicultural Services Society of Prince George	LOT 13-15 BLOCK 21 DISTRICT LOT 343 PLAN 1268	1240 2nd Ave	4,922.94
Intersect Youth & Family Services Society	LOT 19-20 & PARCEL A BLOCK 44 DISTRICT LOT 343 PLAN 1268	1294 - 1288 3rd Ave	18,768.73
Intersect Youth & Family Services Society	PARCEL A BLOCK 166 DISTRICT LOT 343 PLAN 1268	1077 5th Avenue	2,295.91
Le Cercle Des Canadiens Francais de Prince George	LOT 1 DISTRICT LOT 343 PLAN 17963	1752 Fir St	3,648.25
Tano T'enneh General Partner Corporation	LOT 8-12 BLOCK 129 DISTRICT LOT 343 PLAN 1268	355 Vancouver	37,390.93
Nature Trust of British Columbia	DISTRICT LOT 2097 EXCEPT PLAN 27069 28358 PGP36539	North Nechako Rd	177.90
Nature Trust of British Columbia	LOT 1 DISTRICT LOT 2113 PLAN 34582	9927 Ferguson Lake Rd	268.12
Nature Trust of British Columbia	LOT 2 DISTRICT LOT 2421 PLAN 34582	9915 Ferguson Lake Rd	306.08
Northern John Howard Society of BC	LOT 23 BLOCK 21 DISTRICT LOT 343 PLAN 1268	150 - 154 Quebec St	8,366.08
Phoenix Transition Society	BLOCK 204 DISTRICT LOT 343 PLAN 1268 PARCEL C, (PG10105)	1780 11th Ave	1,671.14
Phoenix Transition Society	LOT 3-4 BLOCK 207 DISTRICT LOT 343 PLAN 1268	1775 11th Ave	1,916.72
Phoenix Transition Society	LOT 5-6 BLOCK 207 DISTRICT LOT 343 PLAN 1268	1765 11th Ave	2,389.91
Phoenix Transition Society	LOT 11-12 BLOCK 3 DISTRICT LOT 937 PLAN 752	715 -709 Ewert St	905.05
Prince George & District Elizabeth Fry Society	LOT 4-5 BLOCK 161 DISTRICT LOT 343 PLAN 1268	1575 5th Ave	21,274.15

NON PROFIT	LEGAL DESCRIPTION	CIVIC ADDRESS	EXEMPTION AMOUNT
Prince George & District Elizabeth Fry Society	AIR SPACE PARCEL 1 DISTRICT LOT 343 CARIBOO DISTRICT AIR SPACE PLAN BCP45794.	1373 6th Ave	8,673.16
Prince George Activator Society	LOT 17-19 BLOCK 28 DISTRICT LOT 343 PLAN 1268	770 - 760 Second Ave	11,164.89
Prince George Alano Society	DISTRICT LOT 343 PLAN BCP19859 PARCEL A.	725 Alward St	2,661.84
Prince George Brain Injured Group	LOT 10-12 BLOCK 135 DISTRICT LOT 343 PLAN 1268	1046-1070 4th Ave	14,563.71
Prince George Christian Outreach Building Society	LOT 12 BLOCK 43 DISTRICT LOT 343 PLAN 1268	1164 3rd Ave	6,168.33
Prince George Golf & Curling Club	DISTRICT LOT 8173 PLAN BCP10189	2565 Recplace Dr	177,712.55
Prince George Golf & Curling Club	LOT B, DISTRICT LOTS 8173 AND 8180, PLAN EPP31314 EXCEPT PLAN EPP78234.	2601 Recplace Dr	45,874.22
Prince George Hospice Palliative Care Society	LOT 2 DISTRICT LOT 913 PLAN EPP50874	3089 Clapperton St	9,278.12
Prince George Hospice Palliative Care Society	LOT 1 DISTRICT LOT 913 PLAN PGP46312	1506 Ferry Ave	6,856.96
Prince George Italian Club	LOT 10 BLOCK 164 DISTRICT LOT 343 PLAN 1268	1209 5th Avenue	6,058.44
Prince George Knight's Society	LOT 130 DISTRICT LOT 754 PLAN 23862 EXCEPT PLAN 24257	7201 St Lawrence Ave	9,882.52
Prince George Masonic Temple Ltd	LOT 1-2 BLOCK 154 DISTRICT LOT 343 PLAN 1268	480 450 Vancouver St	5,236.63
Prince George Native Friendship Centre	STRATA LOT 1 DISTRICT LOT 343 PLAN EPS3168	140 Quebec Street Unit 101	691.82
Prince George Native Friendship Centre	LOT 4-5 BLOCK 23 DISTRICT LOT 343 PLAN 1268	171 George St	6,930.14
Prince George Native Friendship Centre	LOT 6 BLOCK 23 DISTRICT LOT 343 PLAN 1268	191 George St	2,130.35
Prince George Native Friendship Centre	LOT 1 DISTRICT LOT 343 PLAN BCP1317	138 George St	21,025.07
Prince George Native Friendship Centre	PARCEL A BLOCK 48 DISTRICT LOT 343 PLAN 1268	1600 3rd Ave	99,718.93
Prince George Native Friendship Centre	BLOCK 126 DISTRICT LOT 343 PLAN 1268 PARCEL F	1945 3rd Ave	2,300.06
Prince George Native Friendship Centre	LOT 5-6 BLOCK 29 DISTRICT LOT 937 PLAN 752	657 Douglas St	4,043.08
Prince George Native Friendship Centre	LOT 47 DISTRICT LOT 2608 PLAN 19520	122 - 110 Anderson St	2,456.40
Prince George Rod & Gun Club	BLOCK A DISTRICT LOT 1604	9444 Hartman Rd	5,722.76
Salvation Army Centre of Hope, The	LOT A DISTRICT LOT 936 PLAN 16524	3500 18th Ave	46,636.11
Sources Community Resources Society	PARCEL A (PK40262) BLOCK 162 DISTRICT LOT 343 PLAN 1268	575 Brunswick St	16,878.67
St John Council for BC Properties	LOT 18-20 BLOCK 36 DISTRICT LOT 343 PLAN 1268	470 3rd Ave	12,878.77
St John Society(BC&Yukon)	PARCEL A BLOCK 36 DISTRICT LOT 343 PLAN 1268	450 3rd Ave	6,886.26
St. Patrick's House Society	LOT 18 DISTRICT LOT 343 PLAN 18815	1735 Yew St	2,018.55
St. Vincent de Paul Society St. Francis of Assissi Conference	LOT 10-12 BLOCK 21 DISTRICT LOT 343 PLAN 1268	1224-1204 2nd Ave	15,369.55
St. Vincent de Paul Society St. Francis of Assissi Conference	LOT 6-7 BLOCK 129 DISTRICT LOT 343 PLAN 1268	1645-1647 3rd Ave	8,175.60
Timbers Community Church(Christian & Missionary Alliance	LOT 6 BLOCK 130 DISTRICT LOT 343 PLAN 1268	1553-1557 3rd Ave	7,413.60
Yalenka Ukrainian Cultural Society	LOT B DISTRICT LOT 343 PLAN PGP35939	933 Patricia Blvd	3,393.32
		TOTAL FOR NON PROFIT	1,212,425.80

PUBLIC WORSHIP	LEGAL DESCRIPTION	CIVIC ADDRESS	EXEMPTION AMOUNT
BC Muslim Association	LOT 2 DISTRICT LOT 482 PLAN BCP24787	4668 5th Avenue	3,929.23
Church of Acts 29	LOT A DISTRICT LOT 2507 PLAN 17170	1011 Ospika Blvd S	1,281.81
Central Fellowship Baptist Church of Prince George	LOT A DISTRICT LOT 1426 PLAN 19306 EXCEPT PLAN 23321, & EXC PL BCP39433	2840 Clapperton St	1,311.76
Christian Reformed Church of Prince George	PARCEL A (B15357) OF BLOCK 328 DISTRICT LOT 343 PLAN 1268	1905 Willow St	8,872.65
Church of Jesus Christ of Latter Day Saints in Canada	LOT A DISTRICT LOT 2610 PLAN 16764	4180 5th Ave	10,322.44
College Heights Baptist Church	LOT A DISTRICT LOT 753 PLAN 23249	5401 Moriarty Cres	9,134.37
East Hart Congregation of Jehovah's Witnesses, Trustees For	LOT B DISTRICT LOT 4047 PLAN 17869	6720 Dagg Rd	1,639.39
Evangelical Free Church of Prince George	LOT 17 DISTRICT LOT 482 PLAN 22108	4590 5th Ave	1,705.88
Faith Alive Fellowship Inc	LOT 2 DISTRICT LOT 4040 PLAN 8831	3400 Hart Hwy	1,195.55
First Baptist Church(Conv of Baptist Churches of BC)	BLOCK 56 DISTRICT LOT 937 PLAN PGP48070 PARCEL 1	483 Gillett St	2,711.89
Fort George Baptist Church	LOT 6-10 BLOCK 162 DISTRICT LOT 936 PLAN 696	3035 15th Ave	8,601.97
Fort George Baptist Church	LOT 1-4 BLOCK A DISTRICT LOT 936 PLAN 10005	1600 Johnson St	11,246.93
Fraser Basin Property Society (St. Michael's and All Angels' Church)	LOT 6 BLOCK 161 DISTRICT LOT 343 PLAN 1268	1553 5th Ave	2,067.34
Fraser Basin Property Society (St. Michael's and All Angels' Church)	LOTS 9 TO 12, BLOCK 161 DISTRICT LOT 343 PLAN 1268, PARCEL A	1505 5th Ave	5,294.94
Gateway Christian Ministries	LOT B DISTRICT LOT 343 PLAN 22292	2055 20th Ave	6,181.42
Grace Anglican Church-Fraser Basin Property Soc	LOT 1 DISTRICT LOT 2611 PLAN 32510	2640 Goheen St	2,254.42
Greek Orthodox Church(Hellenic Community)	LOT 101 DISTRICT LOT 2507 PLAN 20916	511 Tabor Blvd S	1,359.67
Guru Nanak Darbar Sikh Society	LOT A DISTRICT LOT 905 PLAN 30226 SEE INLAND NATURAL GAS R/W PLAN 28726	4292 Davis Rd	1,357.28
Guru Nanak Darbar Sikh Society	DISTRICT LOT 905 PLAN BCP25530 PARCEL 1.	4298 Davis Rd	3,029.11
Gurugobind Singh Temple Association	LOT A DISTRICT LOT 937 PLAN EPP15400	443 Kelly St S	2,934.98
Hart Pentecostal Church (Pentecostal Assemblies of Canada)	LOT 43 DISTRICT LOT 4047 PLAN 11088, EXCEPT PLAN 29887.	6912 Hart Hwy	2,357.92
Hartland Baptist Church, Inc	PARCEL 1 DISTRICT LOT 4047 PLAN BCP8052	6599 Driftwood Rd	1,593.27
Heritage Free Presbyterian Church	LOT 9 DISTRICT LOT 4047 PLAN 17497 EXCEPT PLAN 18389, & EXC PL 19548	4020 Balsum Rd	2,388.08
Kelly Road Gospel Chapel	LOT 6 DISTRICT LOT 4047 PLAN 11058	7046 Kelly Rd S	1,212.92
Kingdom Hall of Jehovah's Witnesses, Trustees of Spruceland Congregation	LOT 2 DISTRICT LOT 2507 PLAN EPP84493	4336 15th Ave	1,570.51
Lakewood Alliance(Christian and Missionary Alliance)	LOT 1 DISTRICT LOT 2610 PLAN 16227	4001 5th Ave	2,156.31
Our Saviour's Lutheran Church	LOT A DISTRICT LOT 8171 PLAN 32714 & DL 8174	3590 Dufferin Ave	1,359.67
Overcoming Faith Centre Inc	LOT 1 DISTRICT LOT 2003 PLAN PGP37292	4520 Wheeler Rd	4,494.22
Prince George City Church	LOT 1 BLOCK 59 DISTRICT LOT 343 PLAN BCP3891	439 Cassiar St	2,241.70
Prince George Gospel Chapel	LOT 11-12 BLOCK 239 DISTRICT LOT 343 PLAN 1268	1590 Queensway	936.20
Prince George Mission	LOT B DISTRICT LOT 2507 PLAN PGP46838	4110 15th Ave	2,192.25
Prince George Pentecostal Church (Prince George Tabernacle Society)	LOT 44 DISTRICT LOT 2610 PLAN 16510	497 Ospika Blvd S	1,980.21
Roman Catholic Episcopal Pr Rupert - Immaculate Conception Church/School	LOT 1 DISTRICT LOT 1605 PLAN PGP36549 EXCEPT PLAN PGP43062, & DL 2003	3285 Cathedral Ave	1,703.48
Roman Catholic Episcopal Pr Rupert - Sacred Heart	LOT 1 DISTRICT LOT 343 PLAN BCP1869	887 785 Patricia Blvd	460.01

PUBLIC WORSHIP	LEGAL DESCRIPTION	CIVIC ADDRESS	EXEMPTION AMOUNT
Roman Catholic Episcopal Pr Rupert - Christ our Saviour	LOT 48 DISTRICT LOT 4048 PLAN 20605 EXCEPT PLAN 23818	4514 Austin Rd West	1,477.07
Roman Catholic Episcopal Pr Rupert - Diocesan Centre	PARCEL 1 DISTRICT LOT 2003 PLAN 29709	6500 Southridge Ave	136,522.44
Roman Catholic Episcopal Pr Rupert - Sacred Heart	LOT 1-6 BLOCK 233 DISTRICT LOT 343 PLAN 1268	1453 1387 Hemlock St	5,157.37
Roman Catholic Episcopal Pr Rupert - St Mary's	LOT 1 DISTRICT LOT 1429 PLAN 19663	1088 Gillett St	6,651.84
Salvation Army Community Church, The	LOT 22 DISTRICT LOT 2507 PLAN 16227 & DL 2610	777 Ospika Blvd	3,581.66
Seventh-Day Adventist Church-BC Corporation of the	LOT 1 DISTRICT LOT 2507 PLAN 22703	4388 15th Ave	1,981.41
St. George's Ukrainian Catholic Church(Ukrainian Catholic Episcopal Corp of Western Canada)	LOT 78 DISTRICT LOTS 8171 AND 8172 PLAN 18944 EXCEPT PLAN EPP66819.	2414 Vanier Dr	952.37
St. Giles Presbyterian Church, Trustees of the Congregation of	LOT 1 DISTRICT LOT 343 PLAN 14198	1500 Edmonton St	2,785.23
St. Michael's Ukrainian Greek Orthodox Church, Trustees of	LOT 1 DISTRICT LOT 8182 PLAN 23648	2793 Range Rd	1,042.22
The Bible Missionary Church, Trustees of the Congregation of	PARCEL A (115262M) DISTRICT LOT 7645 PLAN 8285 EXCEPT PLAN 29483	1990 Houghtaling Rd	718.77
The Well - A Gathering Place(Fellowship)	LOT 1 DISTRICT LOT 2507 PLAN EPP84493	4350 15th Avenue	1,508.22
Trinity United Church, Trustees of the Congregation of	LOT 11-16 BLOCK 153 DISTRICT LOT 343 PLAN 1268	1448 5th Ave	4,470.15
Trinity United Church, Trustees of the Congregation of	LOT 1 DISTRICT LOT 937 PLAN 16091	3555 5th Ave	2,617.52
Trinity United Church, Trustees of the Congregation of	LOT A DISTRICT LOT 937 CARIBOO DISTRICT PLAN EPP102447	614 Zellkwas Ave	3,281.96
Westside Family Fellowship Society	LOT 1 DISTRICT LOT 1599 PLAN 31597 EX STAT R/W PLAN 32425	3791 Highway 16 W	545.07
Westwood Mennonite Brethern Church(BC Conference of the Mennonite Brethren Churches)	DISTRICT LOT 8174 PLAN BCP31092 PARCEL 1	2658 Ospika Blvd S	5,169.15
Zion Lutheran Church of Prince George	LOT 1 DISTRICT LOT 1427 PLAN 21753	180 Tabor Blvd	369.57
		TOTAL FOR PUBLIC WORSHIP	291,911.83

TENANT	LEGAL DESCRIPTION	CIVIC ADDRESS	EXEMPTION AMOUNT
6 & 4 Slo-Pitch League Society	LOT A DISTRICT LOT 4051 PLAN BCP20972	2757 3303 North Nechako Rd	22,581.45
Blackburn Community Association	LOT 1 DISTRICT LOT 1543 PLAN 19672	2451 Blackburn Rd S	2,582.31
Blackburn Community Association	LOT 1 DISTRICT LOT 1543 PLAN 19672	2455 Blackburn Rd S	8,752.00
Caledonia Nordic Ski Club	BLOCK C & D DISTRICT LOT 4340	8141 Otway Rd	16,483.66
Caledonia Nordic Ski Club	LOT A, DISTRICT LOT 4202	Otway	19,095.32
Central BC Railroad Preservation & Museum Society	LOT 26 DISTRICT LOT 1511 PLAN 25047	850 River Rd	19,137.10
Dusty Trail Riders Club	THE SOUTH WEST 1/4 OF DISTRICT LOT 1594, EXCEPT PLANS 19036, 20849, 20957, 26318, AND BCP1167	10597 Blackwater Road	2,505.23
Elder Citizens Recreation Association	LOT A DISTRICT LOT 343 PLAN EPP42717	1692 10th Ave	21,878.02
Emergency Measures Program-Search and Rescue Corp	LOT A DISTRICT LOT 4040 PLAN 14962.	4057 Hart Highway	6,021.82
Fraternal Order of Eagles	DISTRICT LOT 4047 PLAN BCP17734 PARCEL 1	6742 Dagg Rd	8,102.35
Hart Community Centre Society	LOT A DISTRICT LOT 4048 PLAN 28335	4900 West Austin Rd	25,039.62
Kinsmen Club of Prince George	LOT A DISTRICT LOT 2610 PLAN 30007	777 Kinsmen Pl	24,101.91

TENANT	LEGAL DESCRIPTION	CIVIC ADDRESS	EXEMPTION AMOUNT
Nechako Karate Club Advisory	LOT 1-6 BLOCK 26 DISTRICT LOT 933 PLAN 727	1175 Village Ave	7,809.31
Prince George & District Community Arts Council (Studio 2880)	LOT 2 DISTRICT LOT 1429 CARIBOO DISTRICT PLAN EPP72370	2880 2820 15th Ave	14,607.67
Prince George & District Senior Citizens Activity Centre Society	LOT 7-10 BLOCK 153 DISTRICT LOT 343 PLAN 1268	425 Brunswick St	18,490.34
Prince George Amateur Radio Club	PARCEL Y DISTRICT LOTL 777 PLAN 649, LOT 2 DISTRICT LPOT 777 PLAN 10024	2424 Hwy 97	252.01
Prince George Auto Racing Association	BLOCK C DISTRICT LOT 2155	3645 Highway 16 East	3,331.01
Prince George Gymnastics Society-Exhibition Park	DISTRICT LOT 2508 PLAN 33840 PARCEL 1, PT OF PCL 1	4175 18th Avenue	7,126.51
Prince George Horse Society-Exhibition Park Barns	PARCEL 1 DISTRICT LOTS 2508 AND 2611 PLAN 33840, BLOCK C DISTRICT LOT 2508	4199 18th Ave	16,709.80
Prince George Lawn Bowling Club	PARCEL A BLOCK 57 DISTRICT LOT 343 PLAN 1268	377 Watrous Street	2,271.00
Prince George Lawn Bowling Club	PARCEL B BLOCK 57 DISTRICT LOT 343 PLAN 1268	388 Wainwright Street	1,206.79
Prince George Senior Women's Fastball Association	LOT 1 DISTRICT LOT 1429 PLAN 21372	2825 12th Ave	2,064.64
Prince George Minor Girls Softball	LOT 2 DISTRICT LOTS 777 AND 1430 PLAN 17961	2308 Del Laverdure Way	3,845.13
Prince George Minor Girls Softball	LOT 1 DISTRICT LOT 1429 PLAN 21372 - PG MINOR GIRLS SOFTBALL - FREEMAN PARK	2825 12th Ave	1,426.65
Prince George Minor Girls Softball	LOT 1 DISTRICT LOT 1429 PLAN 21372	2825 12th Ave	1,487.67
Prince George Tennis Club-Recreation Place Park	LOT A DISTRICT LOTS 8173 AND 8180 PLAN EPP31314	2589 Recplace Dr	30,479.96
Prince George Soccer Association	LOT 3 BLOCK 2 DISTRICT LOT 2508 PLAN 837	4222 18th Ave	5,862.16
Prince George Baseball Assoc-Senior Div	LOT 2 DISTRICT LOTS 777 AND 1430 PLAN 17961	2445 Del Laverdure Way	42,195.81
Prince George Youth Baseball Association	LOT 2 DISTRICT LOTS 777 AND 1430 PLAN 17961 EXCEPT PLANS 19756, 21708, 22207 AND PGP43681	2214 Del Laverdure Way	7,283.77
Prince George Youth Baseball Association	LOT A DISTRICT LOT 4047 PLAN 17956 EXCEPT PLAN 23955.	4055 Balsum Rd	1,926.96
Prince George Youth Baseball Association	PARCEL Z, DISTRICT LOT 417, PLAN 1409 EXCEPT PLANS 12977 AND 32450	755 20th Avenue	1,334.53
Prince George Youth Baseball Association	LOT 520 DISTRICT LOT 936 PLAN 15185	3655 Rainbow Dr	1,504.73
Prince George Youth Baseball Association	LOT A DISTRICT LOT 4048 PLAN 26729	4855 Heather Rd	7,278.84
Prince George Youth Soccer Association	LOT 1 DISTRICT LOT 2508 PLAN 17575	4111 15th Ave	25,984.42
Royal Canadian Legion Connaught Gymnasium Youth Centre	LOT 1 DISTRICT LOT 343 PLAN 31887	1491 17th Ave	23,455.86
Spruce Capital Karting Association	BLOCK D DISTRICT LOT 2155	Highway 16 E	1,389.62
Spruce City Mens Fastball	LOT 2 DISTRICT LOTS 777 AND 1430 PLAN 17961	2210 Massey Dr	7,463.36
Spruce City Minor Boys Softball	LOT 2 DISTRICT LOTS 777 AND 1430 PLAN 17961	2428 Del Laverdure Way	9,321.45
Spruce City Wildlife Association	PARCEL A (U41172) BLOCK 1 DISTRICT LOT 1511 PLAN 1391	1384 River Road	6,256.24
Super Trak BMX Society	LOT 2 DISTRICT LOTS 777 AND 1430 PLAN 17961	2323 Del Laverdure Way	5,812.49
Two Rivers Gallery(Prince George Regional Art Gallery Association)	LOT 2 DISTRICT LOT 343 PLAN EPP34406	725 Canada Games Way	88,803.47
YMCA	LOT A DISTRICT LOT 1430 PLAN 21708 R/W PL 21720 21783.	2020 Massey Dr	58,387.82
		TOTAL FOR TENANT	581,650.82
		TOTAL	2,085,988.45



1100 Patricia Blvd., V2L 3V9 | p 250.561.7600 · 311 | www.princegeorge.ca

 @CityofPG  /CityofPG  @CityofPG